



Jadízj ʔedza Nén Xa

Beba ʔełígíth ʔełá  
Déłtth'ı Kúé

MEETING AOC 92-19-20

**STANDING COMMITTEE ON ACCOUNTABILITY AND OVERSIGHT**

~

**TUESDAY DECEMBER 1, 2020  
COMMITTEE ROOM "A" 7:00 pm**

---


**AGENDA**

1. Prayer
2. Review and Adoption of Agenda
3. Declarations of Conflict of Interest
4. Public Matters
  - a) COVID-19 Update Briefing with the Hon. Caroline Cochrane, Premier
    - i. Correspondence dated 20-11-30
    - ii. Presentation
    - iii. Correspondence dated 20-11-23
5. In-Camera Matters
  - a) Follow-up Discussion
  - b) Correspondence from the Hon. Caroline Cochrane, Premier re:  
Intergovernmental Council, 20-11-29
6. Date and Time of Next Meeting: Thursday December 10, 2020 at 9:00 a.m.
7. Adjournment




# NWT COVID-19 PANDEMIC RESPONSE UPDATES

Dr. Kami Kandola – December 1, 2020



# Objective of Public Health Order

- To balance the public health risk of COVID-19 transmission with the least intrusive measures to ensure the health of NWT residents.



# FLATTENING THE CURVE





Global Cases

63,621,474

Cases by

Country/Region/Sovereignty

13,653,957 US

9,462,809 India

6,335,878 Brazil

2,302,062 Russia

2,275,016 France

1,656,444 Spain

1,647,223 United Kingdom

1,620,901 Italy

1,424,533 Argentina

1,316,806 Colombia

1,113,543 Mexico

Admin0

Last Updated at (M/D/YYYY)

12/1/2020, 1:26 PM

191

countries/regions

Lancet Inf Dis Article: [Here](#). Mobile Version: [Here](#). Data sources: [Full list](#). Downloadable database: [GitHub](#), [Feature Layer](#).

Lead by JHU CSSE. Technical Support: [Esri Living Atlas team](#) and [JHU APL](#). Financial Support: [JHU](#), [NSF](#), [Bloomberg Philanthropies](#) and [Stavros Niarchos Foundation](#). Resource support:



Esri, FAO, NOAA

- Cumulative Cases
- Active Cases
- Incidence Rate
- Case-Fatality Ratio
- Testing Rate

Global Deaths

1,475,851

269,667 deaths US

173,120 deaths Brazil

137,621 deaths India

105,940 deaths Mexico

59,148 deaths United Kingdom

56,361 deaths

Global Deaths

US State Level

Deaths, Recovered

34,618 deaths, 85,556 recovered

New York US

21,915 deaths, 962,639 recovered

Texas US

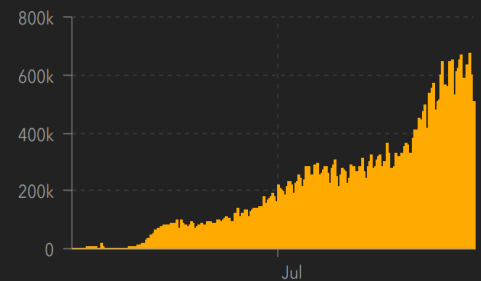
19,217 deaths, recovered

California US

18,679 deaths, recovered

Florida US

US Deaths, R...

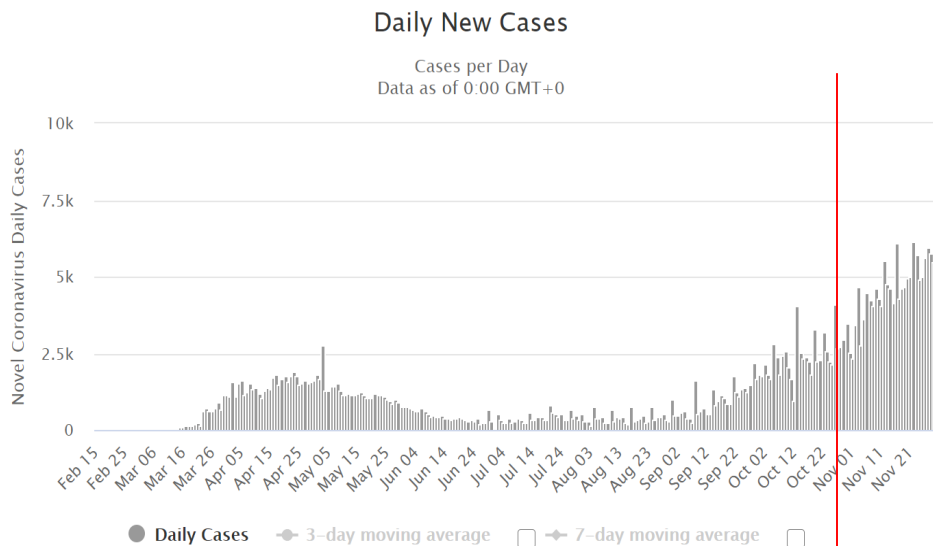


Daily Cases


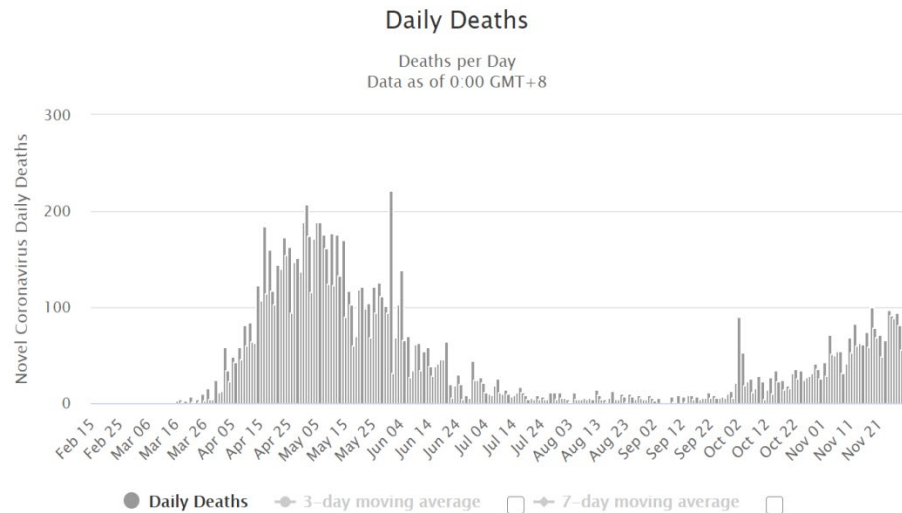


# Canada COVID-19

## Daily New Cases in Canada



## Daily New Deaths in Canada



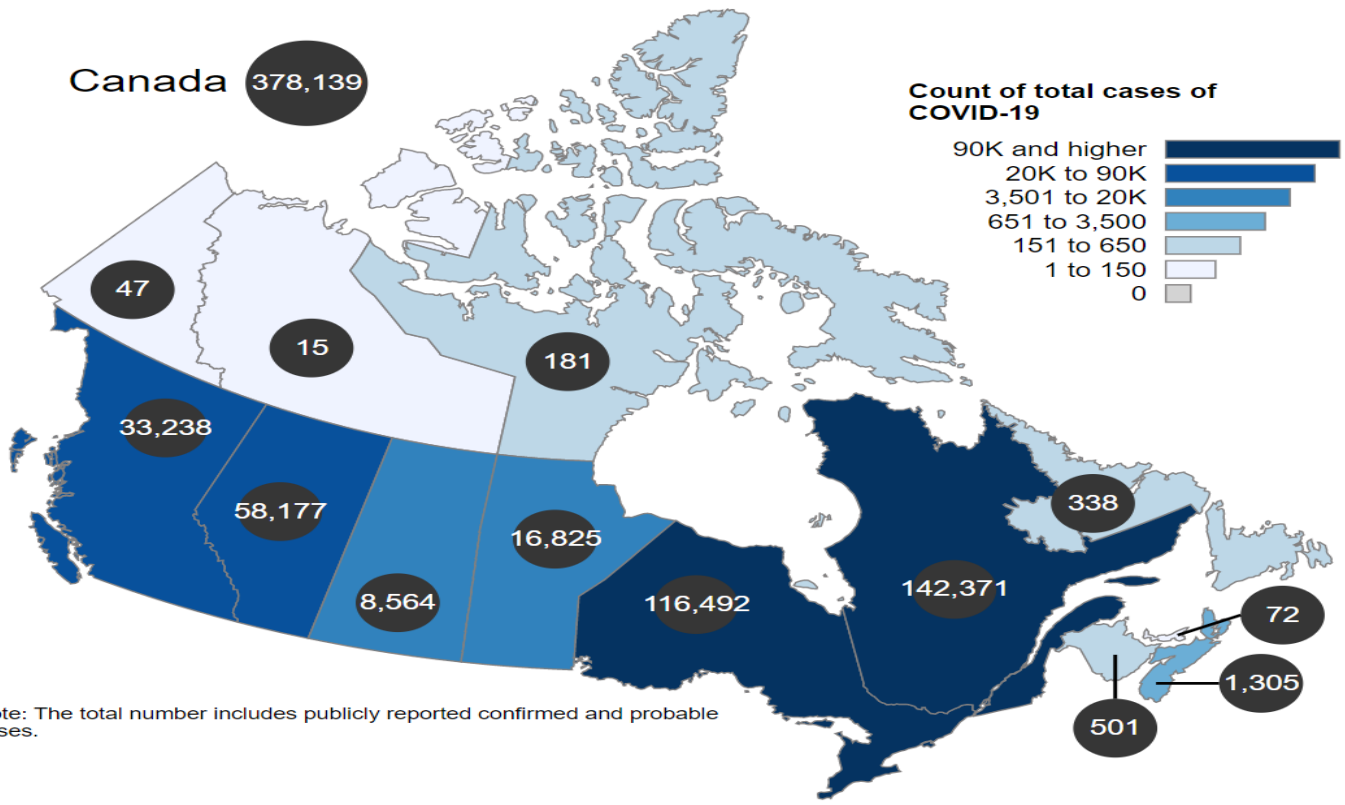
# Current situation

Count of total cases

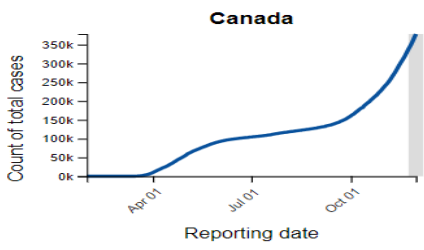
of COVID-19 in Canada as of November 30, 2020

Last data update 2020-11-30 19:01 EST

Hover over provinces and territories to see total cases, active cases, recovered cases, number of people tested or deaths in Canada over time. Click the play button to animate the map.



The count of total cases of COVID-19 in **Canada** was **378,139** as of November 30, 2020.



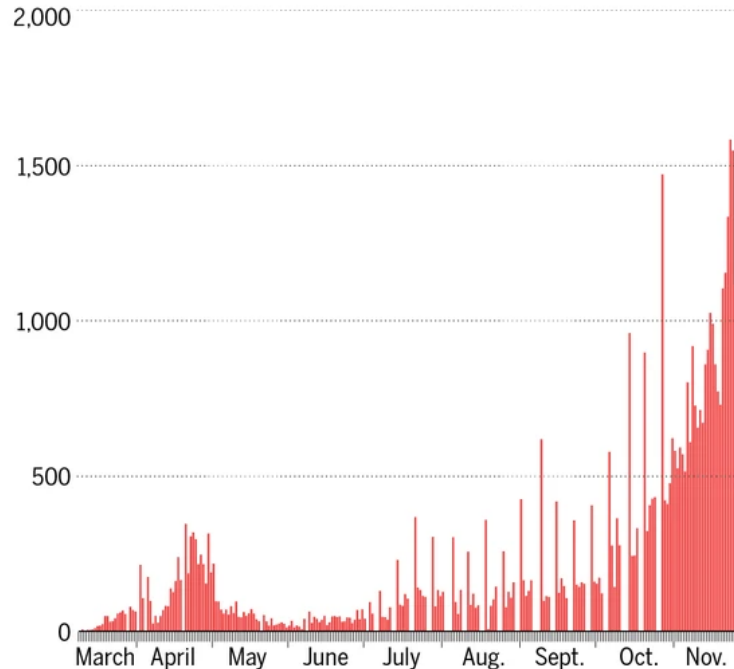
Play .csv

Note: The total number includes publicly reported confirmed and probable cases.

# Alberta COVID-19

## COVID-19 IN ALBERTA

*Total confirmed and presumptive cases*



SOURCE: PUBLIC HEALTH AGENCY OF CANADA

NATIONAL POST

453



current hospitalizations

96



current ICU

541



total deaths

16,454



active cases

7,388



active cases, Edmonton Zone

82 years



average age at death

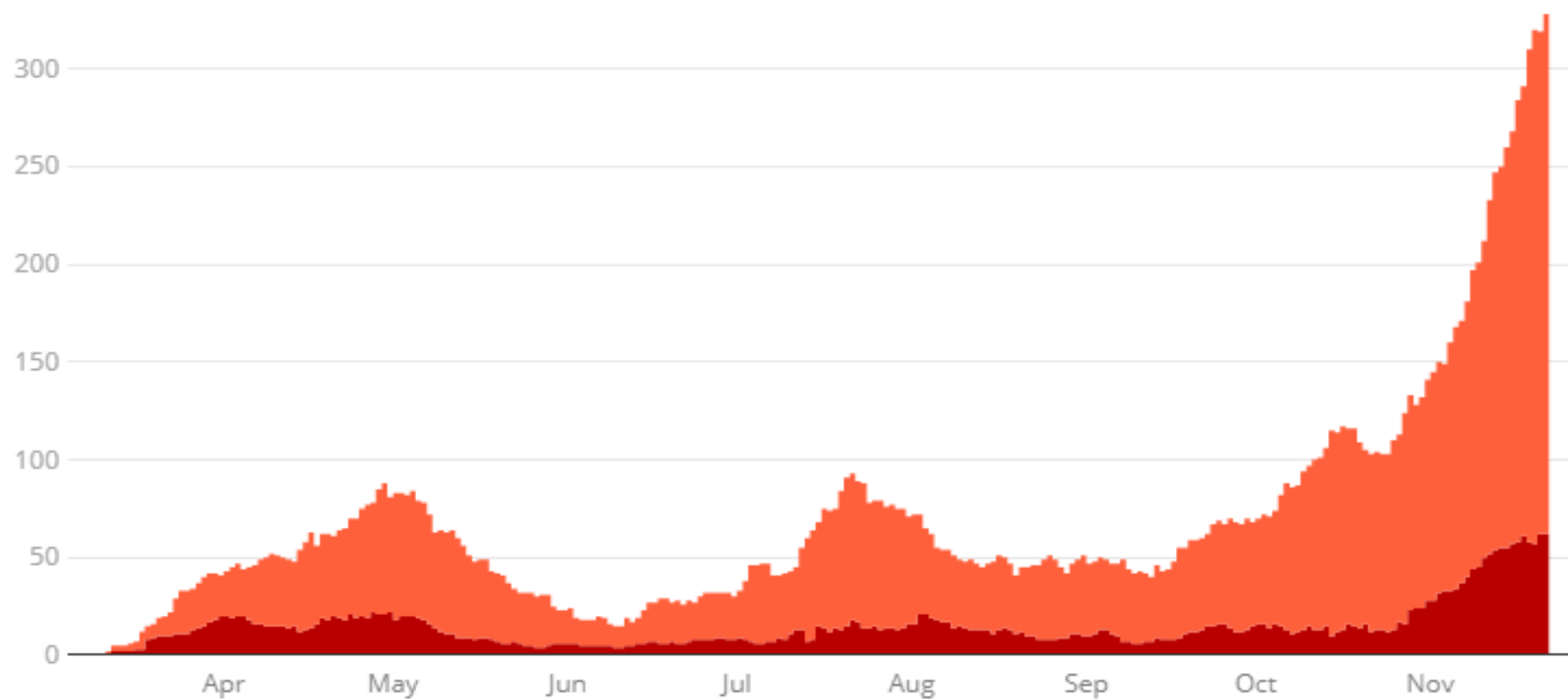




# COVID-19 patients in Alberta hospitals

The number of people in hospital and in intensive-care units, by day.

■ ICU ■ Hospitalized (non-ICU)



# Manitoba COVID-19

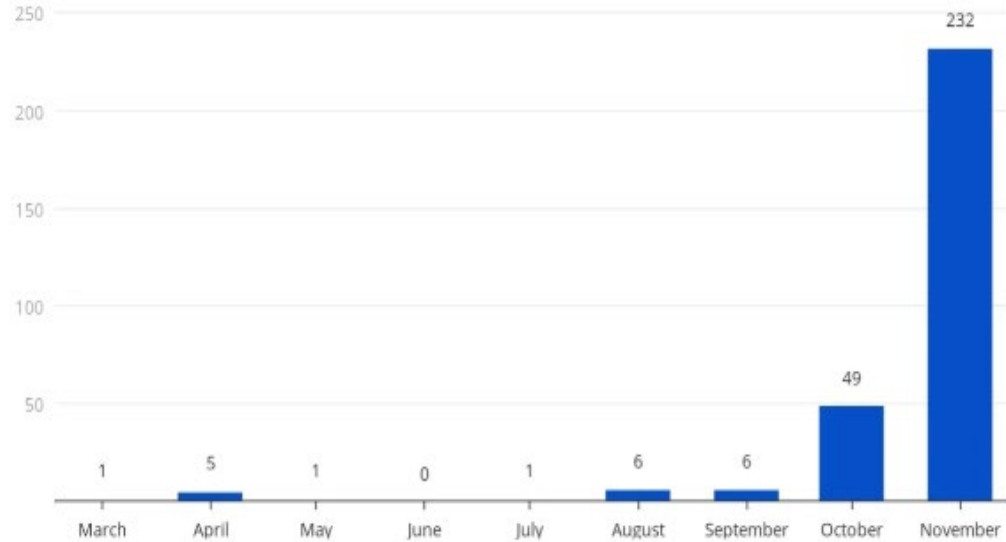
Daily COVID-19 deaths, hospitalizations, ICU numbers



CBC NEWS

Source: Manitoba government

Monthly COVID-19 deaths in Manitoba




CBC NEWS

Source: Manitoba government



# Updates in NWT



266 days  
since first confirmed case

19 days  
since last confirmed case

0 Active Cases

15 Confirmed Cases

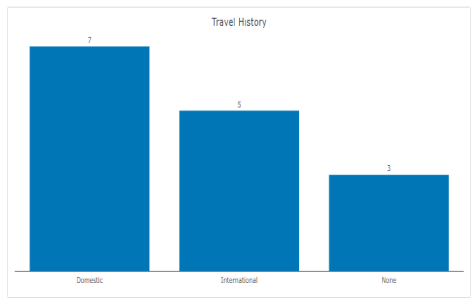
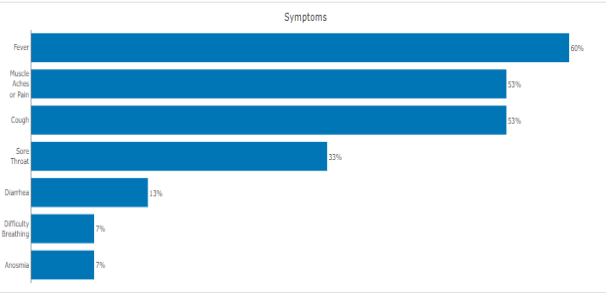
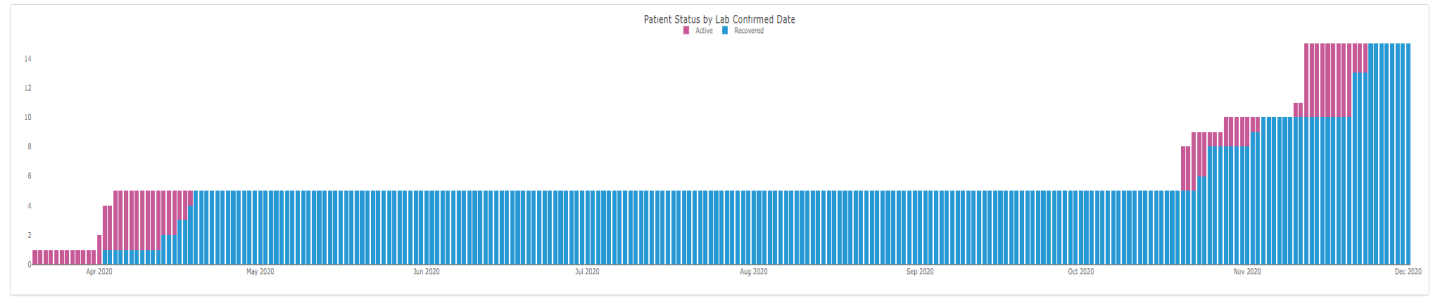
15 Recovered Cases

0 Deaths

7663 Completed Tests

51 Pending Tests

7648 Negative Tests




Health Region	Confirmed Cases	Recovered Cases	Deaths	Recovery Rate	Death Rate
Beaufort Delta	3	3	0	100%	0%
Fort Smith	5	5	0	100%	0%
Yellowknife	7	7	0	100%	0%



# Nunavut Bubble Suspended

- Outbreak in Kivalliq Region of Nunavut
- As of November 17, 2020 all travellers arriving in the NWT must self-isolate for 14 days upon arrival
- Travel bubbles in Yukon and Atlantic also suspended





# Cases in Nunavut

## NU COVID-19 Case Statistics


Dec. 1/20

Community	Confirmed COVID-19 cases (yesterday)	Confirmed COVID-19 cases (today)	Change in case count +/- from previous day	Total recovered	Total active cases
Arviat	139	140	1	64	76
Whale Cove	21	21	0	12	9
Rankin Inlet	19	19	0	11	8
Sanikiluaq	2	2	0	2	0
<b>Total</b>	<b>181</b>	<b>182</b>	<b>1</b>	<b>89</b>	<b>93</b>




# Self-Isolation Requirements for Household

- Anyone sharing accommodations with a person required to self-isolate must also isolate
- Essential Workers may seek Permission to Work




# Updated Symptoms

- Three new symptoms have been added to the list of COVID-19 symptoms:
  - Abdominal pain
  - Skin changes or rashes
  - Chills




# Holiday Guidance

- Non-essential travel is not recommended
- All household members must self-isolate



# Questions?

Mársı | Kinanāskomitin | Thank you | Merci | Haĵ' | Quana |  
Qujannamiik | Quyanainni | Máhsı | Máhsı | Mahsì





# Isolation Centre Payment Policy

COVID-19 Coordinating Secretariat  
presentation to  
Northwest Territories Association of Communities

*November 30, 2020*



Government of  
Northwest Territories

# Isolation Centres

Considerable cost to the GNWT (Mar 18 2020 – Nov 14 2020)

Community	Total Persons	Cost Estimate
Hay River	568	\$2.3 Million
Fort Smith	107	\$0.4 Million
Yellowknife	2,457	\$9.8 Million
Inuvik	589	\$2.4 Million
<b>TOTAL</b>	<b>3721</b>	<b>\$14.9 Million</b>

# Review and Public Engagement

Date	Session	Coordinator
October 28, 2020	Communities	NWTAC
October 29, 2020	Businesses	BAC
October 30, 2020	Communities	NWTAC
November 2, 2020	Indigenous Governments	COVID Secretariat
November 3, 2020	Indigenous Governments	COVID Secretariat

# New Payment Policy

- Takes effect January 5, 2021
- Goal:
  - To balance safety of NWT residents while offering support using a fiscally sustainable approach
- Summary:
  - GNWT pays for non-discretionary uses of Isolation Centres only

# Overview of Non-Discretionary Use


Self-Isolation requiring an Isolation Centre resulting from:

- Medical Travel requiring use of an isolation by residents
- Medically-Advised Self-Isolation
- Compassionate Travel by residents
- Unique circumstances



# Medical Travel


The GNWT will pay for use of an isolation centre by an NWT resident resulting from medical travel, based on a referral by an NWT Health Practitioner to access medically necessary health services.



# Medically Advised Self-Isolation

Non-travel related self-isolation advised or directed by a medical professional or public health official when the individual can't safely isolate at home.

- Awaiting COVID test
- Contact with a confirmed individual




# Compassionate Travel

Residents who must travel out-of-territory for compassionate reasons.

- Serious illness or death in the family

*Family: parent, step-parent, grandparent, child, foster child, sibling, spouse, common-law, in-laws, any relative permanently living with the individual*



# Unique Circumstances

Unforeseen, exceptional circumstances on a case-by-case basis, where use of an isolation centre is required.



# Summary

Type of Self-Isolation	Example	Who Pays?
Personal/leisure travel of resident	Visiting family, vacation, shopping	Traveller
New employment	New resident travelling to NWT for employment	Traveller/Employer
Medical Travel	Travel to Edmonton for medically necessary health services	GNWT
Medically Advised Self-Isolation	Resident awaiting test result without possibility for safe isolation at home	GNWT
Compassionate Travel	Resident returning from funeral of family member	GNWT

# What's Next

- Public communication on the Policy change
- Finalize internal processes and additional public communications/guidance
- Develop options to support NWT students returning at end of school year
- Policy comes into effect on January 5, 2021