

TD 510-19(2) TABLED ON NOVEMBER 30, 2021

TERRITORIAL BY-ELECTION 2021

# MONFWI OFFICIAL RESULTS REPORT

ELECTIONSNWT X ÉLECTIONSTNO





29 July, 2021


The Honourable Frederick Blake Jr.  
Speaker  
Legislative Assembly of the Northwest Territories  
P.O. Box 1320  
Yellowknife, NT X1A 2L9

Dear Mr. Speaker,

**Official Voting Results**

In accordance with section 265(1) of the Elections and Plebiscites Act, it is my pleasure to provide you with a report that provides the prescribed level of detail on the official voting results for the 2021 Territorial By-Election for the electoral district of Monfwi.

Sincerely,



Nicole Latour  
Chief Electoral Officer NWT

## CONTENTS

PREFACE .....	5
VOTING OPPORTUNITIES .....	6
SPECIAL VOTING OPPORTUNITIES .....	7
EVENT OVERVIEW .....	7
MONFWI RESULTS .....	8



## PREFACE

On June 4, 2021 Monfwi MLA Jackson Lafferty vacated his seat which caused a by-election. On June 9, 2021 Ms. Margaret Thom, as the Commissioner of the Northwest Territories signed a Writ of Election Order directing Chief Electoral Officer Nicole Latour, to issue a Writ of election to the Returning Officer of Monfwi.

The Writ of Election, issued on June 28, 2021, set polling day for July 27, 2021 and the return of the Writ as August 10, 2021. Proclamations were posted in the communities of Behchoko, Gameti, Wekweeti and Whati on June 28, 2021 and nomination period commenced.

By the close of nominations on Friday July 2, 2021 at 2pm four candidates stood for election: Three men and one woman. By 5pm none of the candidates had withdrawn and the campaign activities continued, and ballots were print.

## Voting

In total, 935 ballots were cast in the 2021 Monfwi by-election. This participation represents a 53 percent voter turnout; on par with, and only one percent lower than the 2019 Territorial General Election.

Prior to ordinary polling day, 9 percent of voters cast their ballots using a special voting opportunity. Electors had an option to vote in the office to the Returning Officer from July 5-24, make an application for an absentee ballot (mail-in) or mobile poll or attend an advance poll, July 20, 2021, in the communities of Gameti, Wekweeti and Whati.

The only ballots counted in the absentee poll were those of incarcerated persons.

To protect the secrecy of the ballot, the three small advance polls were reported as one number. The absentee poll, also small, was reported with the voting in the office of the returning officer again to provide secrecy of the ballot.

No Judicial Recount was required.

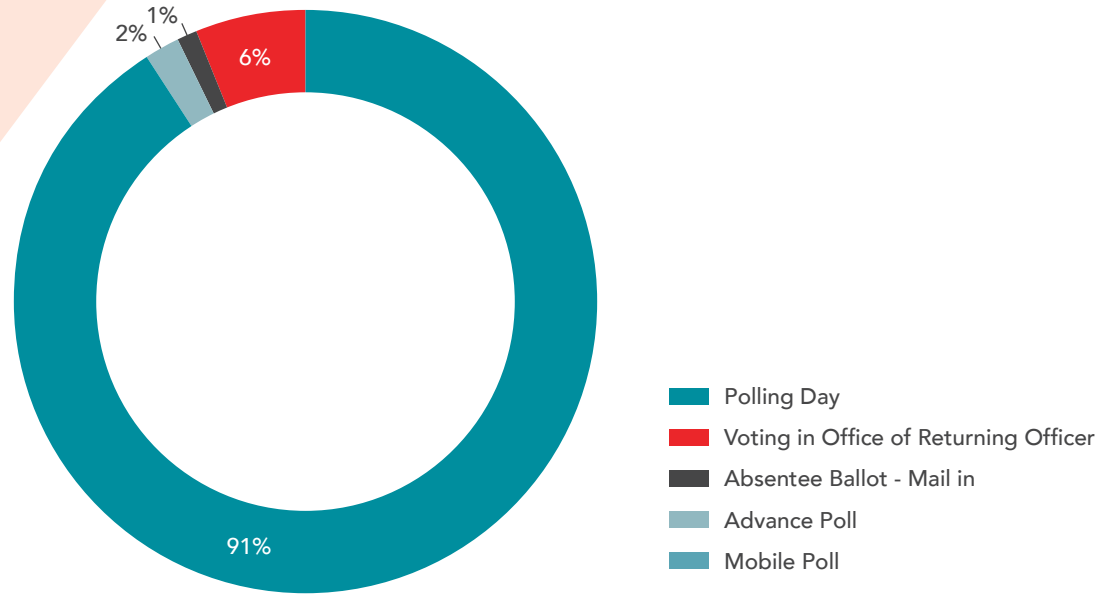
## Reporting

Upon the close of Ordinary Poll July 27, 2021, the unofficial results were reported to the public on the Elections NWT website. Official addition was completed on July 29, 2021.

The Return of the Writ of Election was returned to the Chief Electoral Officer July 29, 2021 bearing the name of the duly elected candidate, Jane Armstrong.

# VOTING OPPORTUNITIES

Ballots Cast by Voting Opportunity, as Percentage of the Total Ballots Cast



	All Votes	Polling Day	Advance Poll	Absentee Ballot - Mail In	Mobile Poll	Voting in Office of Returning Officer
Total Votes	935	851	21	5	0	58
Percentages		91%	2%	1%	0%	6%

## SPECIAL VOTING OPPORTUNITIES

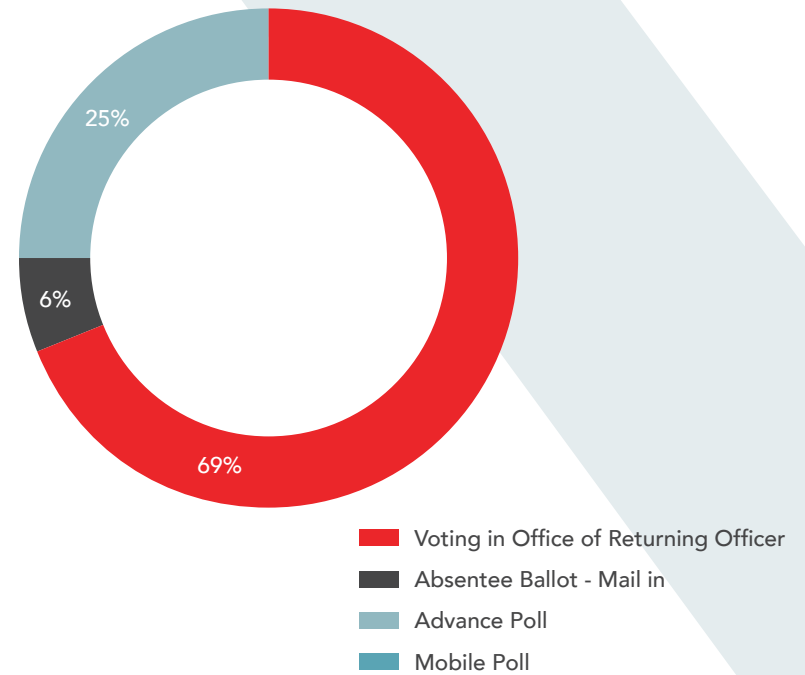
### Ballots Cast by Voting Opportunity as a Percentage of Special Voting Opportunities

**Mobile Polls** were available in every electoral community

**Advance Polls** were held in the communities of Gameti, Wekweeti and Whati

**Voting in the Office of the Returning Officer** occurred July 5-24, 2021 in Behchoko

The **Absentee Poll** was available by mail only. The application period was from 6pm July 2- until 2pm July 17, 2021



### Ballots Cast by Special Voting Opportunity (SVO)

Electoral District	Total Ballots Cast*	Ballots Cast by SVO	SVO Ballots Cast as a % of Total Ballots Cast
Monfwi	935	84	9%

Total

\* includes rejected and declined ballots

### Event Overview

Electoral District	Number of Candidates	Polling Divisions	Total Ballots*	Number of Registered Electors	Voter Turnout as a Percentage
Monfwi	4	5	935	1771	53%

Total

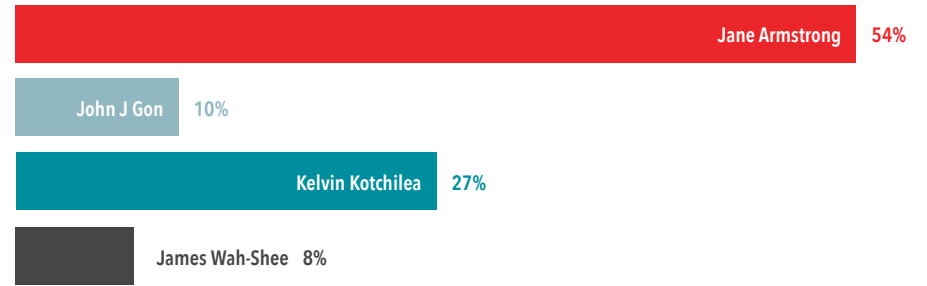
\* includes rejected and declined ballots

# MONFWI RESULTS

**RETURNING OFFICER:** Harriet Koyina

**CANDIDATES:** Jane Armstrong  
 John J Gon  
 Kelvin Kotchilea  
 James Wah-Shee

Votes by percent\*\*:



Total Votes:	Jane Armstrong 503	John J Gon 98	Kelvin Kotchilea 252	James Wah-Shee 71	Rejected 11	Declined 0	Total Votes 935	Registered Electors 1771	Turnout 53%
<b>Votes by poll:</b>									
001 Behchoko	286	54	128	26	9	0	503	985	51%
002 Edzo	45	19	35	7	0	0	106	200	53%
003 Gameti	36	6	18	16	0	0	76	180	42%
004 Wekweeti	21	2	14	4	0	0	41	90	46%
005 Whati	85	8	18	13	1	0	125	316	40%
Special Voting Opportunities	30	9	39	5	1	0	84		

**Candidate duly elected:** Jane Armstrong

**Margin\*:** 27%

\*the margin by which the Candidate receiving the most votes exceeded the second-place Candidate, as a total and as a percentage.

\*\* Votes by percent do not add to 100% due to rejected ballots, declined ballots, and rounding.





TERRITORIAL BY-ELECTION 2021

# MONFWI OFFICIAL RESULTS REPORT

ELECTIONSNWT X ÉLECTIONSTNO

