

TERRITORIAL GENERAL ELECTION 2019

TD 6-19(2) TABLED ON FEBRUARY 5, 2020

OFFICIAL RESULTS REPORT

 ELECTIONS NWT



25 October, 2019

The Honourable Frederick Blake Jr.
Speaker
Legislative Assembly of the Northwest Territories
P.O. Box 1320
Yellowknife, NT X1A 2L9

Dear Mr. Speaker,

Official Voting Results

In accordance with section 265 of the Elections and Plebiscites Act it is my pleasure to provide you with a report on the Official Voting Results for the 19th Territorial General Election.

This report provides all the detail set out in subsection 265(1), by polling division, for the 16 electoral districts that held electoral events and documents the acclamations that occurred in the districts of Hay River North, Mackenzie Delta and Monfwi.

Sincerely,



Nicole Latour
Chief Electoral Officer NWT

CONTENTS

PREFACE	5
VOTING OPPORTUNITIES	7
SPECIAL VOTING OPPORTUNITIES	8
BALLOTS CAST BY ELECTORAL DISTRICT	10
DEH CHO	11
FRAME LAKE	12
GREAT SLAVE	13
HAY RIVER NORTH	14
HAY RIVER SOUTH	15
INUVIK BOOT LAKE	16
INUVIK TWIN LAKES	17
KAM LAKE	18
MACKENZIE DELTA	19
MONFWI	20
NAHENDEH	21
NUNAKPUT	22
RANGE LAKE	23
SAHTU	24
THEBACHA	25
TU NEDHÉ-WILIDEH	26
YELLOWKNIFE CENTRE	27
YELLOWKNIFE NORTH	28
YELLOWKNIFE SOUTH	29

PREFACE

On July 12, 2019 Ms. Margaret Thom, as the Commissioner of the Northwest Territories, signed the Writ of Election Order. The Order directed the Chief Electoral Officer to issue writs of election for all 19 electoral districts upon dissolution of the 18th Legislative Assembly of the Northwest Territories on September 1, 2019.

The Writ of Election Order fixed October 1, 2019 as the day on which a poll, if required, must be held. The Order adhered to paragraph 39(2)(c) of the *Elections and Plebiscites Act* in keeping a minimum 29 day campaign period.

Writs of election were issued by the Chief Electoral Officer to Returning Officers for each electoral district the morning of September 2, 2019. The writs were made returnable no later than October 14, 2019, two weeks after polling day. Proclamations for the election were posted September 2, 2019 and the electoral event commenced.

Candidates

The nomination period opened on September 2, 2019 and closed at 2:00 pm September 6, 2019. By 5:00 p.m. that same day no declarations of withdrawal were received and a total of 58 candidates stood for election.

In the electoral districts of Hay River North, Mackenzie Delta and Monfwi, a single candidate was acclaimed on September 6, 2019. The remaining 16 electoral districts proceeded with electoral events.

A record number, 22, women stood for election in the 12 of 16 districts having elections. The 22 women represented 40% of all candidates, the highest ever seen in the Northwest Territories. The results in this report show the 19th Territorial General Election made Canadian History in achieving gender parity. The 19th Assembly of the Northwest Territories is now comprised of nine women and ten men in a 19 member house.


Voting

In total, 13,238 ballots were cast in the 2019 Territorial General Election, representing a 54 percent voter turnout.

Prior to ordinary polling day, a number of Special Voting Opportunity polls were offered. Electors who participated in Absentee, Mobile, Advance, or Voting in the Office of the Returning Officer polls represented 23 percent of ballots cast in the territorial general election. This is down 4 percent from the 2015 Territorial General Election.

As in 2015, the largest turnout was seen in the Voting in the Office of the Returning Officer poll which accounted for 77.5 percent of all ballots cast in Special Voting Opportunities.

Electors were being struck from the Register of Electors as having voted as early as September 6th through the administration of the Absentee Ballot.



Judicial Recounts

In accordance with subsection 206(1) of the *Elections and Plebiscites Act*, polling results triggered judicial recounts in the electoral districts of Frame Lake and Yellowknife North. Subsection 206(1) requires a Returning Officer to make an application to a judge for a recount if, after the official addition, a tie occurs between two candidates or if the number of votes separating the candidate with the most votes from any other candidate is less than two percent of the total votes cast. The latter case occurred in both instances.

Judicial recounts occurred in the Supreme Court of the Northwest Territories on October 9, 2019.

The judicial recounts upheld the initial unofficial results for the electoral district of Frame lake while Yellowknife North's recount increased the margin of win from five to seven ballot papers, but upheld the victory of the candidate identified in the unofficial results.

Reporting

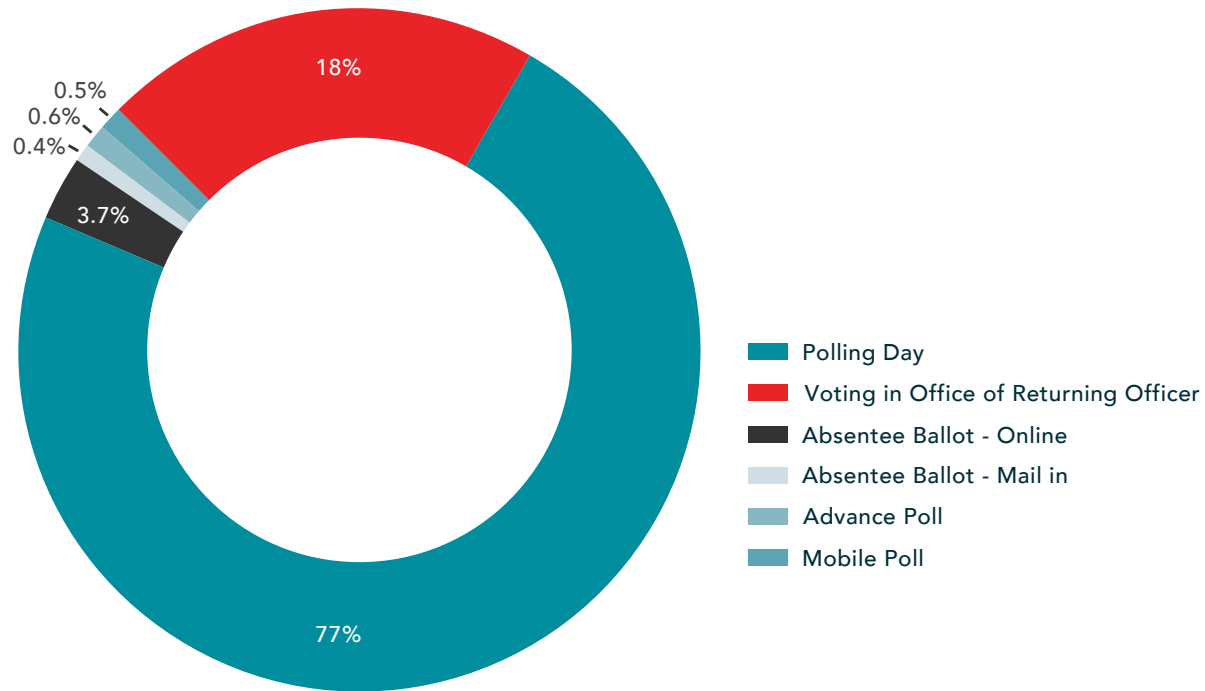
Upon the close of ordinary polls the unofficial results were reported to the public on the Elections NWT website. With the exception of the two districts that underwent judicial recounts, Returning Officers conducted official addition in the following days to determine official results and completed their Returns of the Writ of Election.

All Returns of the Writ of Election were returned to the Office of the Chief Electoral Officer by October 16, 2019. The names of the candidates duly elected in each electoral district are to be published in the Northwest Territories Gazette on November 1, 2019.



VOTING OPPORTUNITIES

Ballots Cast by Voting Opportunity, as Percentage of the Total Ballots Cast



	All Votes	Polling Day	Advance Poll	Absentee Ballot - Mail in	Absentee Ballot - Online	Mobile Poll	Voting in Office of Returning Officer
Total Votes	13238	10198	76	49	489	70	2356
Percentage		77%	0.6%	0.4%	3.7%	0.5%	18%

SPECIAL VOTING OPPORTUNITIES

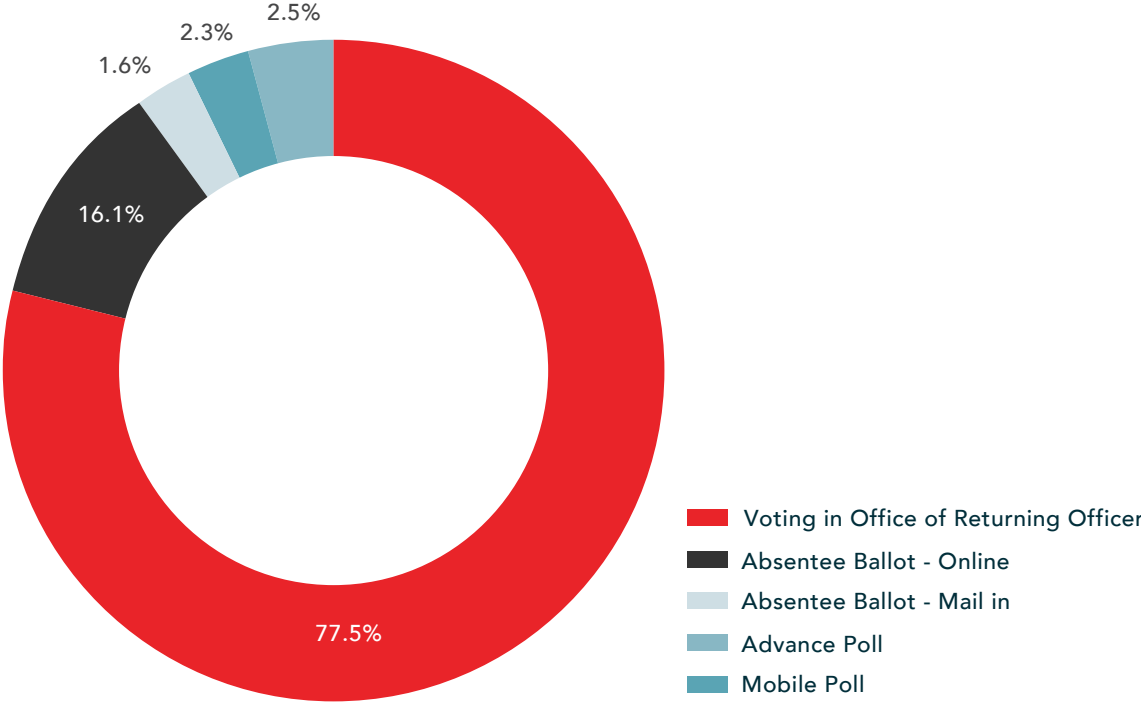
Ballots Cast by Voting Opportunity, as Percentage of Special Voting Opportunities

Mobile Polls were available in every electoral district.

Advance Polls were held in communities that did not have a resident Returning Officer

Voting in the Office of the Returning Officer occurred in each electoral district, in communities with resident Returning Officers that did not have an acclamation.

The **Absentee Poll** was available in two forms: by mail and through electronic balloting.



Ballots Cast by Special Voting Opportunity (SVO), by Electoral District

Electoral District	Total Ballots Cast*	Ballots Cast by SVO	SVO Ballots Cast as a % of Total Ballots Cast
Deh Cho	537	99	18.44%
Frame Lake	706	146	20.68%
Great Slave	852	201	23.59%
Hay River North**	0	0	0.00%
Hay River South	673	211	31.35%
Inuvik Boot Lake	563	111	19.72%
Inuvik Twin Lakes	621	182	29.31%
Kam Lake	965	213	22.07%
Mackenzie Delta**	0	0	0.00%
Monfwi**	0	0	0.00%
Nahendeh	854	244	28.57%
Nunakput	772	74	9.59%
Range Lake	863	133	15.41%
Sahtu	869	98	11.28%
Thebacha	1170	558	47.69%
Tu Nedhé-Wiilideh	557	47	8.44%
Yellowknife Centre	859	228	26.54%
Yellowknife North	1388	322	23.20%
Yellowknife South	989	173	17.49%
Totals	13238	3040	22.96%

* includes rejected and declined ballots

**candidate was acclaimed

Ballots Cast by Electoral District

Electoral District	Number of Candidates	Polling Divisions	Total Ballots*	Number of Registered Electors	Voter Turnout as a Percentage
Deh Cho	2	4	537	876	61%
Frame Lake	2	5	706	1571	45%
Great Slave	2	4	852	1963	43%
Hay River North**	1	3	0	1296	0%
Hay River South	2	3	673	1259	53%
Inuvik Boot Lake	4	3	563	1049	54%
Inuvik Twin Lakes	3	2	621	1169	53%
Kam Lake	6	5	965	1885	51%
Mackenzie Delta**	1	3	0	1008	0%
Monfwi**	1	5	0	1898	0%
Nahendeh	4	6	854	1522	56%
Nunakput	6	4	772	1068	72%
Range Lake	2	6	863	1716	50%
Sahtu	4	5	869	1548	56%
Thebacha	4	6	1170	1728	68%
Tu Nedhé-Wiilideh	5	4	557	813	69%
Yellowknife Centre	4	5	859	1914	45%
Yellowknife North	3	5	1388	2544	55%
Yellowknife South	2	5	989	1849	53%
Total	58	83	13238	24474	54%

* includes rejected and declined ballots

**candidate was acclaimed

DEH CHO

RETURNING OFFICER: Loretta Landry

CANDIDATES: Ronald Bonnetrouge

Michael M. Nadli

Votes by percent:



Total Votes:

	Ronald Bonnetrouge 289	Michael Nadli 247	Rejected 1	Declined 0	Total Votes 537	Registered Electors 876	Turnout 61.30%
--	---------------------------	----------------------	---------------	---------------	--------------------	----------------------------	-------------------

Votes by poll:

1 - Enterprise	8	16	0	0	24	64	37.50%
2 - Fort Providence	177	158	0	0	335	592	56.59%
3 - Kakisa	5	7	0	0	12	30	40.00%
4 - K'atlodeeche First Nation	36	30	1	0	67	190	35.26%
Special Voting Opportunities	63	36	0	0	99	0	0.00%

Candidate duly elected: Ronald Bonnetrouge

Margin*: 42 (8%)

**the margin by which the Candidate receiving the most votes exceeded the second-place Candidate, as a total and as a percentage.*

FRAME LAKE

RETURNING OFFICER: Mona Durkee

CANDIDATES: Kevin O'Reilly
Dave Ramsay

Votes by percent:



Total Votes:

	Kevin O'Reilly 357	Dave Ramsay 346	Rejected 1	Declined 2	Total Votes 706	Registered Electors 1571	Turnout 44.94%
--	-----------------------	--------------------	---------------	---------------	--------------------	-----------------------------	-------------------

Votes by poll:

	Kevin O'Reilly	Dave Ramsay	Rejected	Declined	Total Votes	Registered Electors	Turnout
Ordinary Poll 1	89	86	0	0	175	385	45.45%
Ordinary Poll 2	39	53	0	0	92	272	33.82%
Ordinary Poll 3	31	34	0	0	65	237	27.43%
Ordinary Poll 4	46	38	0	0	84	308	27.27%
Ordinary Poll 5	76	68	0	0	144	369	39.02%
Special Voting Opportunities	76	67	1	2	146	0	0.00%

Candidate duly elected: Kevin O'Reilly

Margin*: 11 (2%)

**the margin by which the Candidate receiving the most votes exceeded the second-place Candidate, as a total and as a percentage.*

GREAT SLAVE

RETURNING OFFICER: Carol Nychka

CANDIDATES: Katrina Nokleby
Patrick Scott

Votes by percent**:



Total Votes:

	Katrina Nokleby	Patrick Scott	Rejected	Declined	Total Votes	Registered Electors	Turnout
	454	389	9	0	852	1963	43.40%
Votes by poll:							
Ordinary Poll 1	54	43	0	0	97	298	32.55%
Ordinary Poll 2	76	76	4	0	156	472	33.05%
Ordinary Poll 3	104	97	5	0	206	745	27.65%
Ordinary Poll 4	101	91	0	0	192	448	42.86%
Special Voting Opportunities	119	82	0	0	201	0	0.00%

Candidate duly elected: Katrina Nokleby

Margin*: 65 (8%)

*the margin by which the Candidate receiving the most votes exceeded the second-place Candidate, as a total and as a percentage.
** Votes by percent do not add to 100% due to rejected ballots, declined ballots, and rounding.

HAY RIVER NORTH

RETURNING OFFICER: Marny Twigge

CANDIDATES: Rocky (R.J.) Simpson

Total Votes:

Rocky (R.J.) Simpson Acclaimed	Rejected 0	Declined 0	Total Votes 0	Registered Electors 1296	Turnout 0.00%
-----------------------------------	---------------	---------------	------------------	--------------------------------	------------------

Votes by poll:

Ordinary Poll 1	0	0	0	476	0.00%
Ordinary Poll 2	0	0	0	437	0.00%
Ordinary Poll 3	0	0	0	383	0.00%
Ordinary Poll 4	0	0	0	0	0.00%
Special Voting Opportunities	0	0	0	0	0.00%

Candidate acclaimed as elected: Rocky (R.J.) Simpson

Margin*: 0 (0%)

**the margin by which the Candidate receiving the most votes exceeded the second-place Candidate, as a total and as a percentage.*



HAY RIVER SOUTH

RETURNING OFFICER: Heather Coakwell

CANDIDATES: Wally Schumann

Rocky Simpson

Votes by percent:



Total Votes:

	Wally Schumann 322	Rocky Simpson 350	Rejected 1	Declined 0	Total Votes 673	Registered Electors 1259	Turnout 53.46%
Votes by poll:							
Ordinary Poll 1	68	76	0	0	144	465	30.97%
Ordinary Poll 2	110	112	0	0	222	536	41.42%
Ordinary Poll 3	44	52	0	0	96	258	37.21%
Special Voting Opportunities	100	110	1	0	211	0	0.00%

Candidate duly elected: Rocky Simpson

Margin*: 28 (4%)

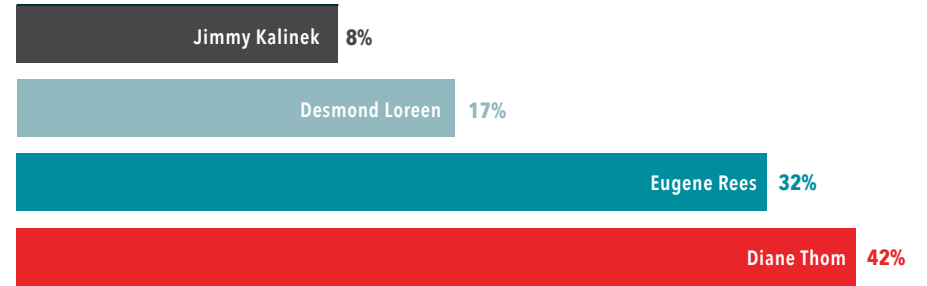
**the margin by which the Candidate receiving the most votes exceeded the second-place Candidate, as a total and as a percentage.*

INUVIK BOOT LAKE

RETURNING OFFICER: Chris M. Garven

CANDIDATES: Jimmy Kalinek
Desmond Loreen
Eugene Rees
Diane Thom

Votes by percent:



Total Votes:

Candidate	Jimmy Kalinek	Desmond Loreen	Eugene Rees	Diane Thom	Rejected	Declined	Total Votes	Registered Electors	Turnout
	47	94	179	239	4	0	563	1049	53.67%

Votes by poll:

Poll Type	Jimmy Kalinek	Desmond Loreen	Eugene Rees	Diane Thom	Rejected	Declined	Total Votes	Registered Electors	Turnout
Ordinary Poll 1	13	21	39	57	3	0	133	291	45.70%
Ordinary Poll 2	16	34	64	85	0	0	199	519	38.34%
Ordinary Poll 3	12	19	43	45	1	0	120	239	50.21%
Special Voting Opportunities	6	20	33	52	0	0	111	0	0.00%

Candidate duly elected: Diane Thom

Margin*: 60 (11%)

**the margin by which the Candidate receiving the most votes exceeded the second-place Candidate, as a total and as a percentage.*

INUVIK TWIN LAKES

RETURNING OFFICER: Mitchell MacQuarrie

CANDIDATES: Donald Hendrick
Sallie Ross
Les Semmler

Votes by percent:



	Donald Hendrick	Sallie Ross	Les Semmler	Rejected	Declined	Total Votes	Registered Electors	Turnout
Total Votes:	41	106	470	4	0	621	1169	53.12%
Votes by poll:								
Ordinary Poll 1	25	53	171	1	0	250	634	39.43%
Ordinary Poll 2	8	27	151	3	0	189	535	35.33%
Special Voting Opportunities	8	26	148	0	0	182	0	0.00%

Candidate duly elected: Les Semmler

Margin*: 364 (59%)

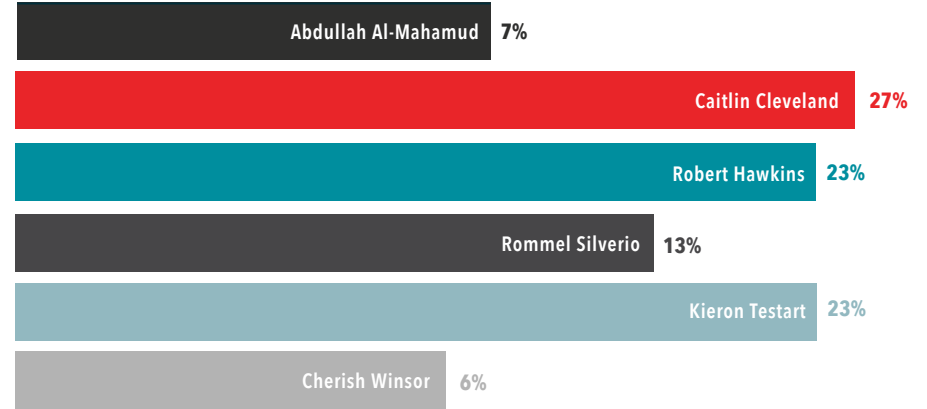
**the margin by which the Candidate receiving the most votes exceeded the second-place Candidate, as a total and as a percentage.*

KAM LAKE

RETURNING OFFICER: Yvette Schreder

- CANDIDATES:**
- Abdullah Al-Mahamud
 - Caitlin Cleveland
 - Robert Hawkins
 - Rommel Silverio
 - Kieron Testart
 - Cherish Winsor

Votes by percent**:



Total Votes:	Abdullah Al-Mahamud	Caitlin Cleveland	Robert Hawkins	Rommel Silverio	Kieron Testart	Cherish Winsor	Rejected	Declined	Total Votes	Registered Electors	Turnout
	63	262	224	125	220	61	8	2	965	1885	51.19%
Votes by poll:											
Ordinary Poll 1	5	19	17	25	18	9	3	1	97	269	36.06%
Ordinary Poll 2	8	34	28	21	33	12	3	1	140	365	38.36%
Ordinary Poll 3	7	25	27	27	35	10	0	0	131	285	45.96%
Ordinary Poll 4	10	38	36	11	34	8	1	0	138	411	33.58%
Ordinary Poll 5	11	80	83	12	50	9	1	0	246	555	44.32%
Special Voting Opportunities	22	66	33	29	50	13	0	0	213	0	0.00%

Candidate duly elected: Caitlin Cleveland

Margin*: 38 (4%)

*the margin by which the Candidate receiving the most votes exceeded the second-place Candidate, as a total and as a percentage.

** Votes by percent do not add to 100% due to rejected ballots, declined ballots, and rounding.

MACKENZIE DELTA

RETURNING OFFICER: Grace Martin

CANDIDATES: Frederick Blake Jr

Total Votes:

	Frederick Blake Jr Acclaimed	Rejected	Declined	Total Votes	Registered Electors	Turnout
		0	0	0	1008	0.00%
Votes by poll:						
1 Aklavik	0	0	0	0	405	0.00%
2 Ft. McPherson	0	0	0	0	503	0.00%
3 Tsiigehtchic	0	0	0	0	100	0.00%
Special Voting Opportunities	0	0	0	0	0	0.00%

Candidate acclaimed as elected: Frederick Blake Jr

Margin*: 0 (0%)

**the margin by which the Candidate receiving the most votes exceeded the second-place Candidate, as a total and as a percentage.*

MONFWI

RETURNING OFFICER: Harriet Koyina

CANDIDATES: Jackson Lafferty

Total Votes:

Jackson Lafferty Acclaimed	Rejected 0	Declined 0	Total Votes 0	Registered Electors 1886	Turnout 0.00%
-------------------------------	---------------	---------------	------------------	--------------------------------	------------------

Votes by poll:

1 Behchoko	0	0	0	1066	0.00%
2 Edzo-Frank-Channel	0	0	0	217	0.00%
3 Gameti	0	0	0	184	0.00%
4 Wekweeti	0	0	0	91	0.00%
5 Whati	0	0	0	328	0.00%
Special Voting Opportunities	0	0	0	0	0.00%

Candidate acclaimed as elected: Jackson Lafferty

Margin*: 0 (0%)

**the margin by which the Candidate receiving the most votes exceeded the second-place Candidate, as a total and as a percentage.*

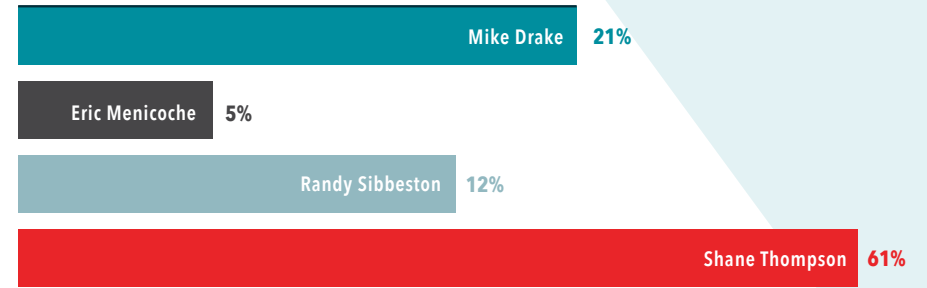


NAHENDEH

RETURNING OFFICER: Vanessa Waugh

CANDIDATES: Mike Drake
Eric Menicoche
Randy Sibbeston
Shane Thompson

Votes by percent**:



Total Votes:

	Mike Drake	Eric Menicoche	Randy Sibbeston	Shane Thompson	Rejected	Declined	Total Votes	Registered Electors	Turnout
	183	40	105	519	5	2	854	1522	56.11%

Votes by poll:

Poll	Mike Drake	Eric Menicoche	Randy Sibbeston	Shane Thompson	Rejected	Declined	Total Votes	Registered Electors	Turnout
1 Ft. Liard	41	5	15	92	0	0	153	356	42.98%
2 Ft. Simpson	89	30	54	158	1	0	332	959	34.62%
3 Jean Marie River	2	3		22	0	0	27	36	75.00%
4 Nahanni Butte	6		4	21	0	0	31	19	163.16%
5 Sambaa K'e (Trout Lake)	2	1	12	19	0	0	34	51	66.67%
6 Wrigley	7		7	15	2	2	33	101	32.67%
Special Voting Opportunities	36	4	10	192	2	0	244	0	0.00%

Candidate duly elected: Shane Thompson

Margin*: 336 (39%)

*the margin by which the Candidate receiving the most votes exceeded the second-place Candidate, as a total and as a percentage.

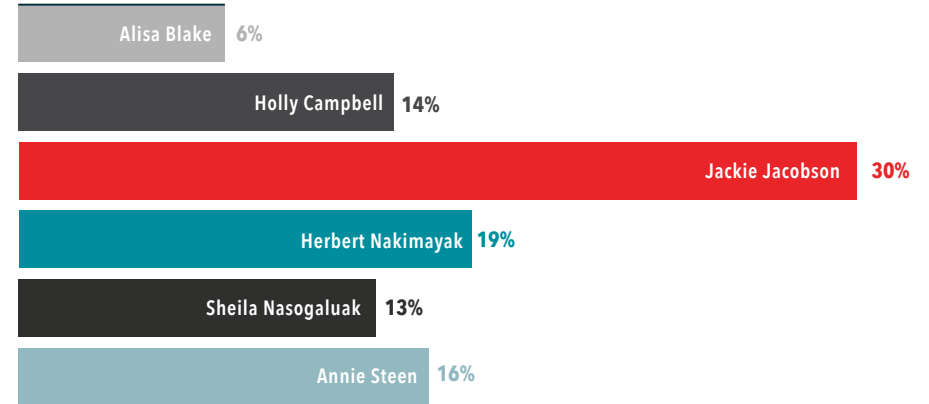
** Votes by percent do not add to 100% due to rejected ballots, declined ballots, and rounding.

NUNAKPUT

RETURNING OFFICER: Donna Wolki

CANDIDATES: Alisa Blake
 Holly Campbell
 Jackie Jacobson
 Herbert Nakimayak
 Sheila Nasogaluak
 Annie Steen

Votes by percent**:



Total Votes:

Candidate	Alisa Blake	Holly Campbell	Jackie Jacobson	Herbert Nakimayak	Sheila Nasogaluak	Annie Steen	Rejected	Declined	Total Votes	Registered Electors	Turnout
	48	107	231	143	101	127	14	1	772	1068	72.28%

Votes by poll:

Poll	Alisa Blake	Holly Campbell	Jackie Jacobson	Herbert Nakimayak	Sheila Nasogaluak	Annie Steen	Rejected	Declined	Total Votes	Registered Electors	Turnout
1 Paulatuk	1	12	24	86	18	8	0	1	150	191	78.53%
2 Sachs Harbour	4	15	1	9	10	7	1	0	47	65	72.31%
3 Tuktoyaktuk	30	52	136	6	49	75	13	0	361	579	62.35%
4 Ulukhaktok	8	17	51	37	17	10	0	0	140	233	60.09%
Special Voting Opportunities	5	11	19	5	7	27	0	0	74	0	0.00%

Candidate duly elected: Jackie Jacobson

Margin*: 88 (11.4%)

*the margin by which the Candidate receiving the most votes exceeded the second-place Candidate, as a total and as a percentage.

** Votes by percent do not add to 100% due to rejected ballots, declined ballots, and rounding.

RANGE LAKE

RETURNING OFFICER: Melanie Murphy
CANDIDATES: Caroline Cochrane
 Hughie Graham

Votes by percent:



Total Votes:

	Caroline Cochrane 439	Hughie Graham 421	Rejected 3	Declined 0	Total Votes 863	Registered Electors 1716	Turnout 50.29%
--	--------------------------	----------------------	---------------	---------------	--------------------	-----------------------------	-------------------

Votes by poll:

	Caroline Cochrane	Hughie Graham	Rejected	Declined	Total Votes	Registered Electors	Turnout
Ordinary Poll 1	31	20	0	0	51	197	25.89%
Ordinary Poll 2	46	40	0	0	86	205	41.95%
Ordinary Poll 3	72	79	1	0	152	323	47.06%
Ordinary Poll 4	68	76	2	0	146	361	40.44%
Ordinary Poll 5	67	75	0	0	142	287	49.48%
Ordinary Poll 6	86	67	0	0	153	343	44.61%
Special Voting Opportunities	69	64	0	0	133	0	0.00%

Candidate duly elected: Caroline Cochrane

Margin*: 18 (2.1%)

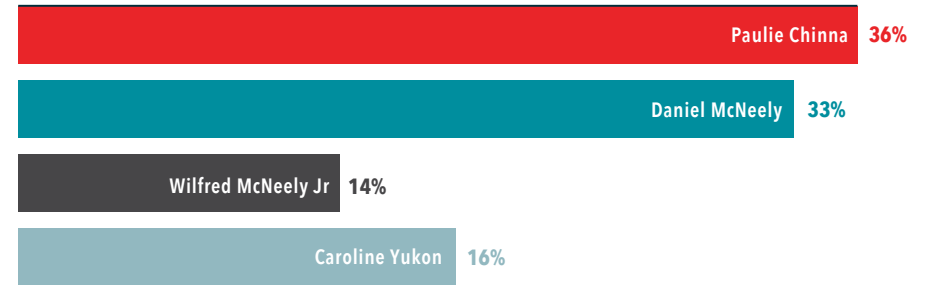
**the margin by which the Candidate receiving the most votes exceeded the second-place Candidate, as a total and as a percentage.*

SAHTU

RETURNING OFFICER: Michel Erb

CANDIDATES: Paulie Chinna
 Daniel McNeely
 Wilfred McNeely Jr
 Caroline Yukon

Votes by percent**:



Total Votes:

Candidate	Paulie Chinna	Daniel McNeely	Wilfred McNeely Jr	Caroline Yukon	Rejected	Declined	Total Votes	Registered Electors	Turnout
	309	287	120	135	13	5	869	1548	56.14%

Votes by poll:

Poll	Paulie Chinna	Daniel McNeely	Wilfred McNeely Jr	Caroline Yukon	Rejected	Declined	Total Votes	Registered Electors	Turnout
1 Colville Lake	15	6	10	13	0	4	48	77	62.34%
2 Deline	50	36	79	18	9	0	192	387	49.61%
3 Fort Good Hope	59	44	11	49	0	0	163	327	49.85%
4 Norman Wells	94	110	22	3	2	0	231	455	50.77%
5 Tulita	50	56	11	20	0	0	137	302	45.36%
Special Voting Opportunities	41	35	10	9	2	1	98	0	0.00%

Candidate duly elected: Paulie Chinna

Margin*: 22 (3%)

**the margin by which the Candidate receiving the most votes exceeded the second-place Candidate, as a total and as a percentage.*

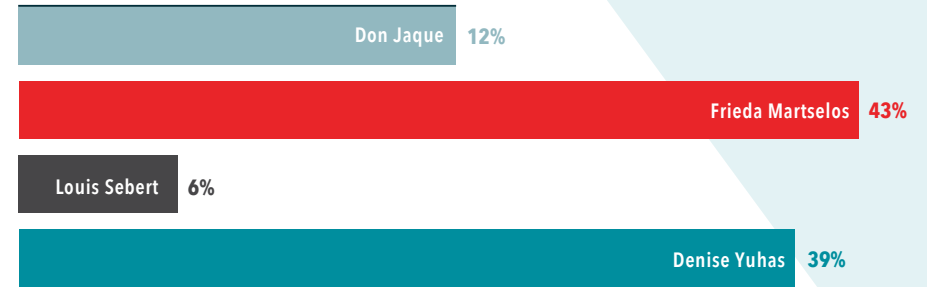
*** Votes by percent do not add to 100% due to rejected ballots, declined ballots, and rounding.*

THEBACHA

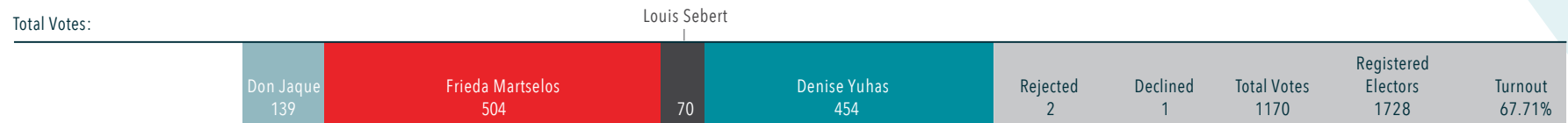
RETURNING OFFICER: Lynda B. Martin

CANDIDATES: Don Jaque
 Frieda Martselos
 Louis Sebert
 Denise Yuhas

Votes by percent:



Total Votes:



Votes by poll:

Poll Type	Don Jaque	Frieda Martselos	Louis Sebert	Denise Yuhas	Rejected	Declined	Total Votes	Registered Electors	Turnout
Ordinary Poll 1	11	35	8	52	0	0	106	297	35.69%
Ordinary Poll 2	14	36	6	34	0	0	90	253	35.57%
Ordinary Poll 3	15	16		21	0	0	52	206	25.24%
Ordinary Poll 4	28	60	7	56	0	0	151	436	34.63%
Ordinary Poll 5	16	36	4	43	0	0	99	259	38.22%
Ordinary Poll 6	15	50	1	46	1	1	114	277	41.16%
Special Voting Opportunities	40	271	44	202	1	0	558	0	0.00%

Candidate duly elected: Frieda Martselos

Margin*: 50 (4%)

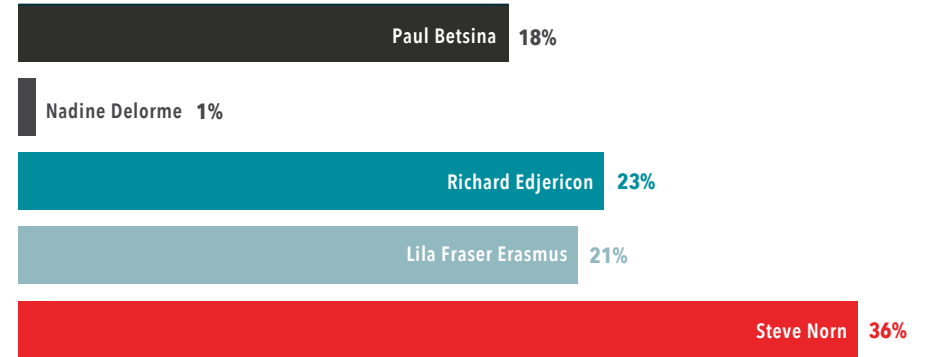
**the margin by which the Candidate receiving the most votes exceeded the second-place Candidate, as a total and as a percentage.*

TU NEDHE WIILIDEH

RETURNING OFFICER: Antoinette Lafferty

CANDIDATES: Paul Betsina
 Nadine Delorme
 Richard Edjericon
 Lila Fraser Erasmus
 Steve Norn

Votes by percent**:



Total Votes:	Paul Betsina	Nadine Delorme	Richard Edjericon	Lila Fraser Erasmus	Steve Norn	Rejected	Declined	Total Votes	Registered Electors	Turnout
	102	8	128	115	201	1	2	557	813	68.51%
Votes by poll:										
1 - Dettah	51	1	31	13	5	0	0	101	88	114.77%
2 - Fort Resolution	5	7	22	25	131	0	0	190	326	58.28%
3 - Łutsek'e	10		21	36	22	1	0	90	181	49.72%
4 - N'dilo	32		45	35	16	0	1	129	218	59.17%
Special Voting Opportunities	4		9	6	27	0	1	47	0	0.00%

Candidate duly elected: Steve Norn

Margin*: 73 (13%)

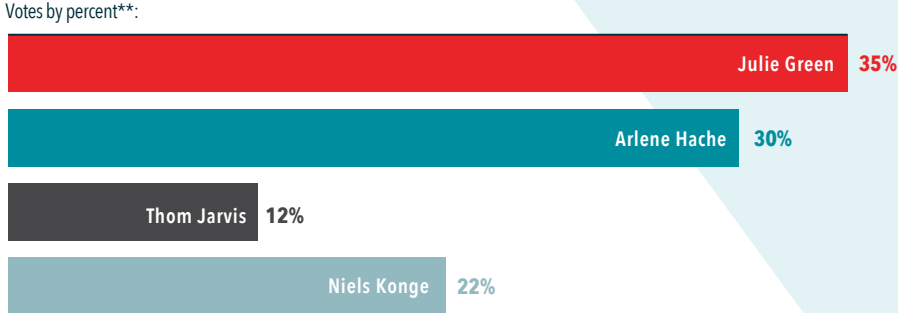
*the margin by which the Candidate receiving the most votes exceeded the second-place Candidate, as a total and as a percentage.

** Votes by percent do not add to 100% due to rejected ballots, declined ballots, and rounding.

YELLOWKNIFE CENTRE

RETURNING OFFICER: Tamlin Gilbert

- CANDIDATES:**
- Julie Green
 - Arlene Hache
 - Thom Jarvis
 - Niels Konge



Total Votes:

	Julie Green	Arlene Hache	Thom Jarvis	Niels Konge	Rejected	Declined	Total Votes	Registered Electors	Turnout
	301	260	103	185	6	4	859	1914	44.88%

Votes by poll:

Poll	Julie Green	Arlene Hache	Thom Jarvis	Niels Konge	Rejected	Declined	Total Votes	Registered Electors	Turnout
Ordinary Poll 1	62	35	16	38	0	1	152	322	47.20%
Ordinary Poll 2	52	52	13	27	2	0	146	398	36.68%
Ordinary Poll 3	12	17	2	16	0	0	47	294	15.99%
Ordinary Poll 4	45	26	10	26	0	0	107	320	33.44%
Ordinary Poll 5	53	61	31	34	0	0	179	580	30.86%
Special Voting Opportunities	77	69	31	44	4	3	228	0	0.00%

Candidate duly elected: Julie Green

Margin*: 41 (5%)

*the margin by which the Candidate receiving the most votes exceeded the second-place Candidate, as a total and as a percentage.

** Votes by percent do not add to 100% due to rejected ballots, declined ballots, and rounding.

YELLOWKNIFE NORTH

RETURNING OFFICER: Amanda Mallon

CANDIDATES: Rylund Johnson
Jan Vallillee
Cory Vanthuayne

Votes by percent**:



Total Votes:

	Rylund Johnson	Jan Vallillee	Cory Vanthuayne	Rejected	Declined	Total Votes	Registered Electors	Turnout
	503	380	497	3	5	1388	2544	54.56%

Votes by poll:

Poll	Rylund Johnson	Jan Vallillee	Cory Vanthuayne	Rejected	Declined	Total Votes	Registered Electors	Turnout
Ordinary Poll 1	158	79	98	0	0	335	667	50.22%
Ordinary Poll 2	8	23	25	0	0	56	96	58.33%
Ordinary Poll 3	107	99	87	3	0	296	849	34.86%
Ordinary Poll 4	55	41	70	0	2	168	427	39.34%
Ordinary Poll 5	66	60	84	0	1	211	505	41.78%
Special Voting Opportunities	109	90	121	0	2	322	0	0.00%

Candidate duly elected: Rylund Johnson

Margin*: 6 (0.43%)

*the margin by which the Candidate receiving the most votes exceeded the second-place Candidate, as a total and as a percentage.

** Votes by percent do not add to 100% due to rejected ballots, declined ballots, and rounding.

YELLOWKNIFE SOUTH

RETURNING OFFICER: Lynda Comerford
CANDIDATES: Gaeleen MacPherson
 Caroline Wawzonek



Total Votes:

Gaeleen MacPherson	300	Caroline Wawzonek	687	Rejected	1	Declined	1	Total Votes	989	Registered Electors	1849	Turnout	53.49%
--------------------	-----	-------------------	-----	----------	---	----------	---	-------------	-----	---------------------	------	---------	--------

Votes by poll:

Ordinary Poll 1	50	100	0	0	150	365	41.10%
Ordinary Poll 2	54	100	0	0	154	384	40.10%
Ordinary Poll 3	44	108	1	0	153	378	40.48%
Ordinary Poll 4	58	124	0	0	182	371	49.06%
Ordinary Poll 5	50	127	0	0	177	351	50.43%
Special Voting Opportunities	44	128	0	1	173	0	0.00%

Candidate duly elected: Caroline Wawzonek

Margin*: 387 (39%)

**the margin by which the Candidate receiving the most votes exceeded the second-place Candidate, as a total and as a percentage.*



1-844-767-9100
electionsnwt.ca

If you would like this information in another official language, call us.
English

Si vous voulez ces informations dans une autre langue officielle, contactez-nous.
French

Kīspin ki nitawihētīn ē nīhīyawihk ōma ācimōwin, tipwāsinān.
Cree

Tłı̄chq̄ yatı k'ě'ě . Dı wegodı newq̄ dè, gots'ó gonede.
Tłı̄chq̄

ᖅerihł'is Dēne Sų̄iné yatı t'a huts'elkēr xa beyáyati theᓃᓃ ᓃat'e, nuwe ts'ēn yóftı.
Chipewyan

Edı gondı dehgáh got'ıe zhatıé k'ě'ě edat'éh enahddhe nıde naxets'ě edahlı.
South Slavey

K'áhshó got'ıne xədə k'é hederı ᓃedıhtl'é yerıniwę ní dé dúle.
North Slavey

Jii gwandak izhii ginjik vat'atr'ijāhch'uu zhit yinohthan ji', diits'at ginohkhii.
Gwich'in

Uvanittuaq ilitchurisukupku Inuvialuktun, ququaqłuta.
Inuvialuktun

ᑕᑦᑕᑕ ᑎᑎᓂᑕᑕ ᑕᑕᑕᑕᑕ ᑕᑕᑕᑕᑕᑕᑕᑕᑕᑕᑕᑕ, ᑕᑕᑕᑕᑕᑕᑕᑕᑕᑕᑕᑕᑕ.
Inuktitut

Hapkua titiqqat pijumagupkit Inuinnaqtun, uvaptinnut hivajarlutit.
Inuinnaqtun

Secrétariat des langues autochtones : 867-767-9346, poste 71037
Secrétariat aux affaires francophones : 867-767-9343

