



Government of Northwest Territories
Gouvernement des Territoires du Nord-Ouest

Grants and Contributions

Results Report 2021-2022

Subventions et contributions

Le présent document contient
la traduction française du sommaire
et du message de la ministre

Rapport 2021-2022

Nov 2022 | Nov 2022

TABLE OF CONTENTS

Contents

MINISTER'S MESSAGE	i
MESSAGE DE LA MINISTRE	ii
EXECUTIVE SUMMARY.....	3
SOMMAIRE.....	9
BUSINESS SUPPORT AND TRADE	15
BUSINESS DEVELOPMENT PROGRAM	15
ECONOMIC DIVERSIFICATION.....	21
AGRICULTURE	21
FISHERIES	27
FILM.....	28
TOURISM AND PARKS	29
MINERAL and PETROLEUM RESOURCES	38
MINERAL RESOURCES	38
NWT GEOLOGICAL SURVEY	41
<i>APPENDIX A: Support For Entrepreneur And Economic Development Policy Industry, Tourism and Investment 2021- 2022.....</i>	<i>43</i>





MINISTER'S MESSAGE

By the 2021-2022 fiscal year, the second year of the COVID-19 pandemic, the true resiliency of our territory had taken hold; individuals, entrepreneurs, businesses, governments, and groups were finding ways to pivot their operations, innovate and succeed in the face of the COVID-19 pandemic and its associated challenges.

The Department of Industry, Tourism and Investment (ITI) was there to meet these innovative and enterprising residents and organizations at the starting gate with a variety of traditional and customized funding programs and supports.

This report highlights the numerous grants and contributions leveraged and provided by ITI in partnership with the Government of Canada and organizations like the Business Development and Investment Corporation (BDIC), Northwest Territories

Tourism (NWTT), NWT business and industry Chambers and the NWT's network of Community Futures Organizations.

In total, ITI directed \$26.1 million in financial support to 721 clients whose economic initiatives and industrious ideas are serving to strengthen and diversify our local and regional economies.

Hon. Caroline Wawzonek

Minister of Industry, Tourism and Investment





MESSAGE DE LA MINISTRE

L'exercice 2021-2022 – deuxième année de la pandémie de COVID-19 – a permis de confirmer la véritable résilience dont faisait preuve notre territoire; les gens, les entrepreneurs, les commerces, les gouvernements et les groupes trouvaient des moyens de réorienter leurs activités, d'innover et de réussir en dépit de la pandémie et des difficultés qui en découlaient.

Le ministère de l'Industrie, du Tourisme et de l'Investissement (MITI) était là dès le départ pour appuyer ces résidents et ces organismes novateurs et entreprenants en leur offrant divers programmes de financement et aides financières, autant traditionnels que personnalisés.

Le présent rapport fait état des nombreuses subventions et contributions financées et offertes en partenariat avec le gouvernement fédéral et des organisations, comme la Société d'investissement et de développement (SID),

Tourisme TNO, les associations industrielles et chambres de commerce, et le réseau des organisations d'aide au développement des collectivités du Nord.

Au total, le MITI a offert 26,1 millions de dollars en soutien financier à 721 clients dont les initiatives économiques et les idées commerciales renforcent et diversifient nos économies locales et régionales.

Madame Caroline Wawzonek

**Ministre de l'Industrie, du Tourisme
et de l'Investissement**



PREFACE

The Department of Industry, Tourism and Investment (ITI) has a mandate to promote economic self-sufficiency by funding support, and marketing initiatives designed to foster a positive economic environment in our territory.

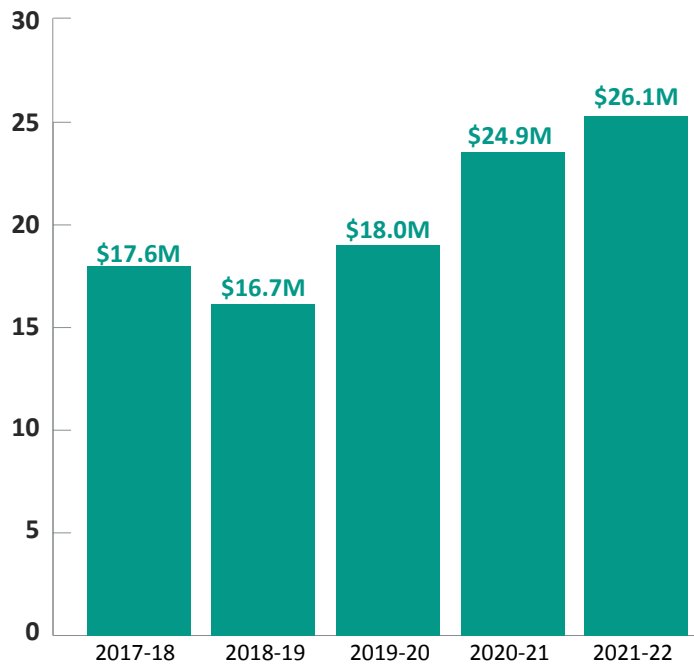
This is done through a number of measures, including the delivery and management of financial grants and contribution programs to a wide range of clients and agencies in a variety of sectors.

This report provides a summary of grants and contributions provided throughout the 2021-2022 fiscal year.

In the 2021-2022 fiscal year, ITI provided \$26.1 million in financial support to 721 individuals, entrepreneurs, businesses, governments, and groups across the NWT.

Contributions paid in the 2021-2022 fiscal year included \$8.2 million in GNWT and federal contributions identified for COVID-19 supports.

Chart 1: Grants and Contributions Over Past Five Years (\$ millions)



MAJOR GRANTS AND CONTRIBUTIONS

ITI provided \$6.3 million in funding for two major NWT wide organizations which, collectively, had a significant impact on the NWT economy and the well-being of individual entrepreneurs and businesses. (Table 1)

Table 1: Contributions by Client exceeding \$1,000,000

Client	Amount
Northwest Territories Tourism	\$4,228,000
NWT Business Development and Investment Corporation	\$2,042,000

A total of 48 major contributions (more than \$100,000) totaling \$9.7 million were made to community, regional and territorial organizations, governments and educational institution in 2021-2022. (Table 2)

Table 2: Contributions by Client exceeding \$100,000

Client	Amount
Western Arctic Business	\$ 613,487
Quality Inn & Suites	\$ 595,200
Deh Cho Business Development Center	\$ 438,039
Tu'Cho' Fishers Cooperative	\$ 424,564
City of Yellowknife	\$ 417,174
Sahtu Business Development Centre	\$ 394,067
Thebacha Business Development Services	\$ 347,880
Akaiicho Business Development	\$ 309,637
Inuvialuit Petroleum Corporation	\$ 300,000
Tlicho Government	\$ 296,320
Kennady Diamonds Inc.	\$ 268,000
Fortune Minerals Ltd	\$ 244,000
Rover Metals Corporation	\$ 220,000
Yellowknife Tours Ltd.	\$ 206,800
Town of Norman Wells	\$ 185,000
Arctic Star Exploration Corporation	\$ 180,000
Yellowknife Outdoor Adventures Ltd.	\$ 177,500
Grey Goose Lodge Ltd.	\$ 177,300
Town of Inuvik	\$ 174,525
Yellowknives Dene First Nation	\$ 167,308
Deninu Ku'e First Nations	\$ 164,350
Yellowknife Historical Society	\$ 160,000
Town of Fort Smith	\$ 157,794
Makerspace YK	\$ 150,000
South Nahanni Airways	\$ 148,136

Client	Amount
Hamlet of Tulita	\$ 147,500
Community Garden Society of Inuvik	\$ 145,689
Mine Training Society	\$ 141,636
Gold Terra Resource Corporation	\$ 139,388
Ulukhaktok Community Corporation	\$ 136,000
Sunrise Cabinets & Millwork Ltd.	\$ 132,500
Arctic Tours Canada	\$ 127,632
Incorporated Hamlet of Tuktoyaktuk	\$ 127,300
Deline Got'ine Government	\$ 127,237
Aurora Village	\$ 126,800
B. Dene Adventures	\$ 123,276
Liidlii Kue First Nation	\$ 121,809
Golden Planet Mining Corporation	\$ 120,000
Yamoga Lands Corporation	\$ 120,000
Taiga Sport Fishing Ltd.	\$ 118,000
507299 NWT Ltd.	\$ 114,934
Midnight Sun Growers	\$ 105,935
North Star Adventures Ltd.	\$ 104,122
The NWT Food Network	\$ 102,000
Bathurst Inlet Developments (1984) Ltd.	\$ 100,000
Cheetah Resources Corporation	\$ 100,000
James Company Ltd.	\$ 100,000
Nitsiza, Charlie	\$ 100,000
Total	\$ 9,698,839

COMMUNITY, REGION AND TERRITORIAL RESULTS

Grants and contributions are categorized into three overarching community groupings: Yellowknife, Hay River, Inuvik and Fort Smith are categorized as **Level 1** communities. The NWT's 29 remaining communities are identified as **Level 2** communities. Projects that serve more than one community are identified as **Pan-territorial**.

In 2021-2022 28 per cent of grants and contributions went to 29 designated Level 2 communities.

Table 3 shows the allocation of grants and contributions by community and region; and notes the total of contributions made to clients serving, all or, a number of communities.

Chart 2 shows the distribution of funding by region.

Chart 3 presents allocations made to Level 1 and Level 2 communities and territory-wide contributions.

Table 3: Grants and Contributions – By Community, Region and Pan-territorial

Recipients – Community and Region	Amount
Beaufort Delta	\$2,245,062
Aklavik	\$ 34,155
Fort McPherson	\$ 54,514
Inuvik	\$ 1,515,968
Paulatuk	\$ 19,415
Sachs Harbour	\$ 2,480
Tsiigehtchic	\$ 64,500
Tuktoyaktuk	\$ 373,070
Ulukhaktok	\$ 181,961
Dehcho	\$ 2,323,044
Fort Liard	\$ 181,193
Fort Simpson	\$ 1,925,458
Jean Marie River	\$ 5,754
Nahanni Butte	\$ 62,919
Sambaa K'e	\$ 138,359
Wrigley	\$ 9,360
North Slave	\$ 6,907,104
Behchokò	\$ 352,362
Detah	\$ 18,000
Gamètì	\$ 3,037
Łutselk'e	\$ 223,867
Wekweètì	\$ 2,757
Whatì	\$ 302,660
Yellowknife*	\$ 6,004,421

Recipients – Community and Region	Amount
Sahtu	\$ 2,705,327
Colville Lake	\$ 171,061
Délinę	\$ 618,513
Fort Good Hope	\$ 448,129
Norman Wells	\$ 1,086,792
Tulita	\$ 380,832
South Slave	\$ 2,673,383
Enterprise	\$ 197,056
Fort Providence	\$ 110,344
Fort Resolution	\$ 314,158
Fort Smith	\$ 1,224,755
Hay River	\$ 708,719
Hay River Reserve	\$ 60,125
Kakisa	\$ 58,226
Territorial	\$ 9,237,515
Territorial Services	\$ 9,237,515
Grand Total	\$ 26,091,435

* N'Dilo and Dettah

Chart 2: Grants and Contributions by Region 2021-2022 (\$26,091,435)

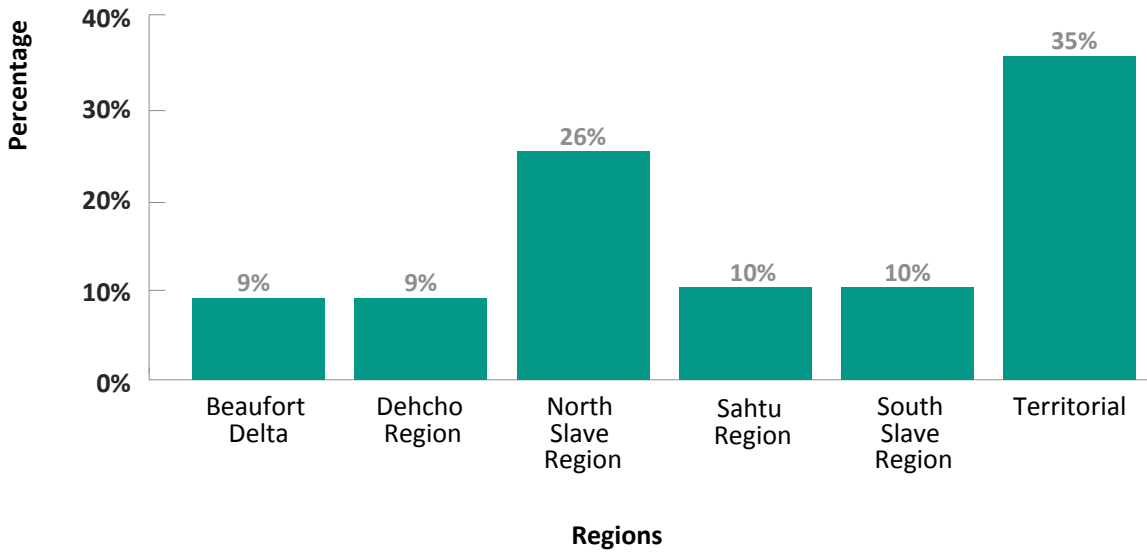
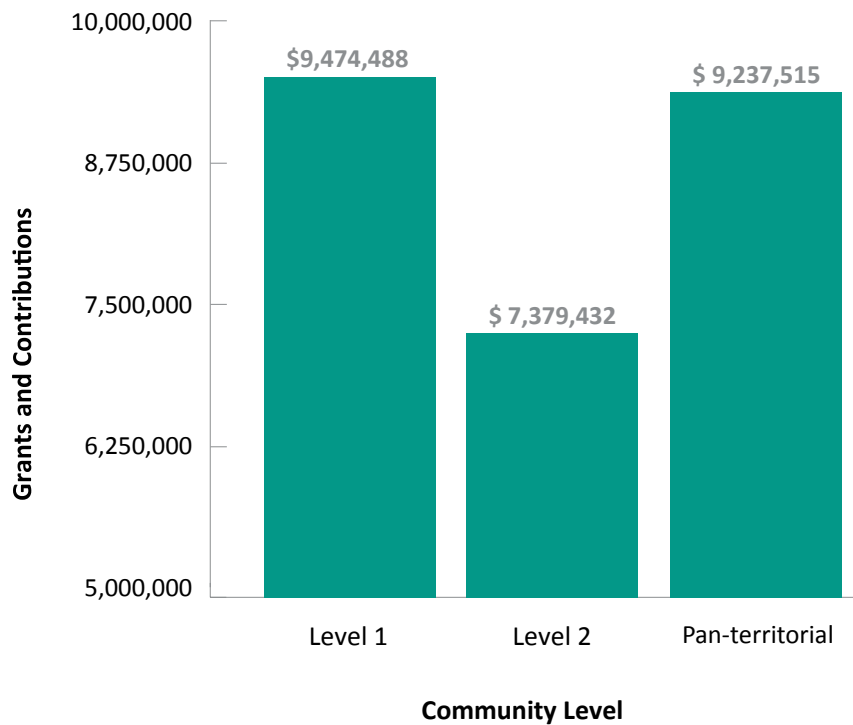


Chart 3: Grants and Contributions by Community Level



SECTOR DISTRIBUTION

The Department’s grants and contribution programs are structured to support three broad investment themes or pillars.

Under the *Unlocking Our Potential* theme are contributions that provide support to the mineral and petroleum economic sectors and the NWT Geological Survey.

The *Investing in Diversity* theme encompasses programming around tourism, arts, film, commercial fishing, agriculture, and the traditional economy.

Under *Business Services* are those contributions designed to support the development of small and medium sized business and manufacturing in the NWT.

As shown in Table 4, contributions described under Business Services accounted for 37 per cent of the Department’s overall grants and contributions.

These contributions are under the Support for Entrepreneurs and Economic Development (SEED) program and through business-support agencies including Community Futures Organizations and the Business Development and Investment Corporation.

Contributions to tourism-related businesses and initiatives accounted for 42 per cent of total grants and contributions.

ITI administered 28 separate funding programs in the 2021-2022 fiscal year.

Table 4: Grants and Contributions by Department Investment and Economic Section 2021-2022

Business Services	Business & Manufacturing Support	\$ 3,843,240
	Business Support Agencies	\$ 5,848,280
Investing in Diversity	Agriculture & Fisheries	\$ 1,759,104
	Tourism & Parks	\$ 10,696,544
	Traditional Economy	\$ 622,099
	Community Transfers/ Events	\$ 389,408
Unlocking Potential	Mining & Petroleum Resources	\$ 2,933,760
Total		\$ 26,091,435

* Does not include Community Tourism Infrastructure Contribution.

Chart 4 - Grants and Contribution by Investment and Economic Sector

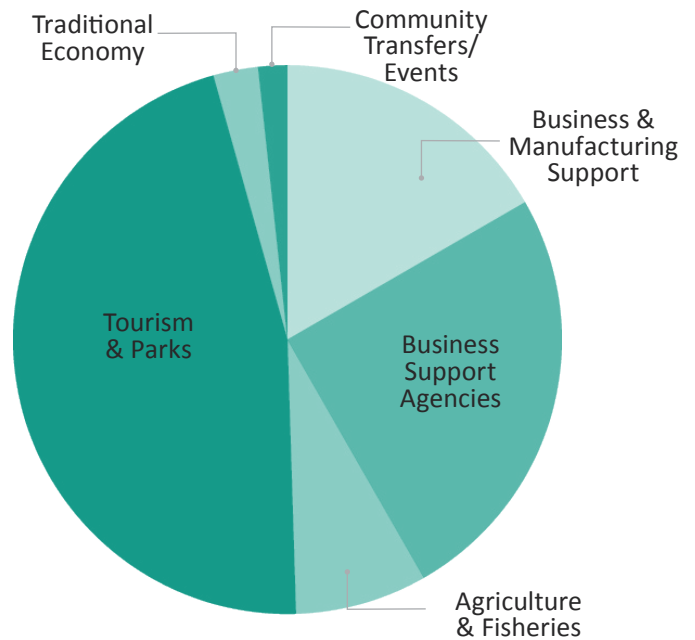


Table 5: Schedule of Contributions as at March 31, 2022 - Department of Industry, Tourism and Investment

CONTRIBUTIONS	AMOUNT
Economic Diversification and Business Support	
Business Development and Investment Corporation	\$ 2,042,000
Community Futures	\$ 828,320
Community Transfer Initiative	\$ 1,374,670
Support for Entrepreneur and Economic Development (SEED)	\$ 4,206,419
Great Slave Arts Festival	\$ 25,000
Advance the Knowledge Economy and Establish Regional Economic Development Plans	\$ 250,000
Canadian Agricultural Partnership	\$ 810,779
Commercial Fisheries	\$ 564,373
Northern Foods Development Program	\$ 383,952
Film Industry Rebate Program	\$ 100,200
Regional Relief and Recovery Fund (RRRF)	\$ 920,790
Economic Diversification and Business Support Various	\$ 349,129
Total Economic Diversification and Business Support	\$ 11,855,631
Minerals and Petroleum Resources	
Indigenous Mineral Development Support Program	\$ 97,162
NWT Chamber of Mines	\$ 51,000
Mining Incentive Program	\$ 1,501,372
Minerals and Petroleum Resources Various	\$ 1,284,226
Total Minerals and Petroleum Resources	\$ 2,933,760
Tourism and Parks	
Community Tourism Coordinator	\$ 420,000
Community Tourism Infrastructure	\$ 605,500
Convention Bureau	\$ 100,000
Tourism 2020	
Tourism Industry Contribution	\$ 4,128,000
Tourism Product Diversification Program	\$ 861,537
Tourism Skills Development	\$ 6,000
Yellowknife Visitor Services	\$ 347,000
Pandemic Relief Extension Program (PREP)	\$ 1,705,697
Supplement for Tourism Accommodation Relief Program (STAR)	\$ 935,569
Tourism Restart Investment Program (TRIP)	\$ 2,132,741
Tourism and Parks Various	\$ 60,000
Total Tourism and Parks	\$ 11,302,044
Totals	\$ 26,091,435

PRÉFACE

Le mandat du ministère de l'Industrie, du Tourisme et de l'Investissement (MITI) est de faire la promotion de l'autonomie économique des Territoires du Nord-Ouest (TNO) par l'intermédiaire de financement, de soutien et d'initiatives de marketing qui favorisent un environnement économique positif pour notre territoire.

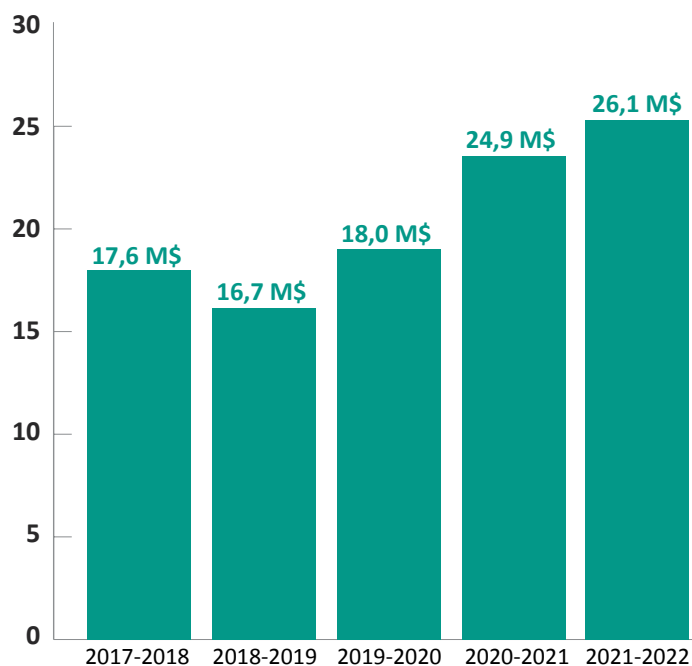
Pour ce faire, on met en œuvre une série de mesures, notamment l'exécution et la gestion de programmes de subventions et de contributions financières destinés à une variété de clients et d'organismes dans de nombreux secteurs.

Le présent rapport résume les subventions et les contributions versées au cours de l'exercice 2021-2022.

Durant l'exercice 2021-2022, le MITI a versé 26,1 millions de dollars en aide financière à plus de 721 particuliers, entrepreneurs, entreprises, gouvernements et groupes à l'échelle des TNO.

Parmi ces contributions, le GTNO et le gouvernement fédéral ont versé 8,2 millions de dollars pour mettre en place des mesures de soutien liées à la COVID-19.

Graphique 1 : Subventions et contributions des cinq derniers exercices (en millions de \$)



SUBVENTIONS ET CONTRIBUTIONS D'ENVERGURE

Le MITI a versé 6,3 millions de dollars à deux organismes ténois d'envergure qui créent des retombées économiques importantes pour les entreprises et les résidents (Tableau 1).

Tableau 1 : Contributions de plus de 1 000 000 \$ par client

Client	Montant
Tourisme TNO	4 228 000 \$
Société d'investissement et de développement des Territoires du Nord-Ouest	2 042 000 \$

Au total, 48 contributions d'envergure (plus de 100 000 \$) totalisant 9.7 millions de dollars ont été accordées à des organisations, à des gouvernements et à des établissements d'enseignement communautaires, régionaux et territoriaux en 2021-2022 (Tableau 2).

Tableau 2: Contributions de plus de 100 000 \$ par client

Client	Montant
Services d'aide aux entreprises de l'Arctique de l'Ouest	613 487 \$
Quality Inn & Suites	595 200 \$
Centre de développement des entreprises du Dehcho	438 039 \$
Coopératives des pêcheurs Tu Cho	424 564 \$
Ville de Yellowknife	417 174 \$
Centre d'aide aux entreprises du Sahtu	394 067 \$
Services d'aide aux entreprises de Thebacha	347 880 \$
Société de développement des entreprises d'Akaiicho	309 637 \$
Société Inuvialuit Petroleum	300 000 \$
Gouvernement Tlicho	296 320 \$
Kennady Diamonds Inc.	268 000 \$
Fortune Minerals Itée	244 000 \$
Société Rover Metals	220 000 \$
Yellowknife Tours Itée	206 800 \$
Ville de Norman Wells	185 000 \$
Société Arctic Star Exploration	180 000 \$
Yellowknife Outdoor Adventures Itée	177 500 \$
Grey Goose Lodge Itée	177 300 \$
Ville d'Inuvik	174 525 \$
Première Nation des Dénés Yellowknives	167 308 \$
Première Nation Deninu K'ue	164 350 \$
Société historique de Yellowknife	160 000 \$
Ville de Fort Smith	157 794 \$
Makerspace YK	150 000 \$

Client	Montant
South Nahanni Airways	148 136 \$
Hameau de Tulita	147 500 \$
Jardin communautaire d'Inuvik	145 689 \$
Société de formation aux métiers des mines	141 636 \$
Société Gold Terra Resource	139 388
Société communautaire d'Ulukhaktok	136 000 \$
Sunrise Cabinets & Millwork Itée	132 500 \$
Arctic Tours Canada	127 632 \$
Hameau incorporé de Tuktoyaktuk	127 300 \$
Gouvernement Got'ine de Deline	127 237 \$
Aurora Village	126 800 \$
B. Dene Adventures	123 276 \$
Première Nation Liidlii Kue	121 809 \$
Société Golden Planet Mining	120 000 \$
Société foncière Yamoga	120 000 \$
Taiga Sport Fishing Itée	118 000 \$
507299 NWT Itée	114 934 \$
Midnight Sun Growers	105 935 \$
North Star Adventures Itée	104 122 \$
The NWT Food Network	102 000 \$
Bathurst Inlet Developments (1984) Itée	100 000 \$
Société Cheetah Resources	100 000 \$
James Company Itée	100 000 \$
Nitsiza, Charlie	100 000 \$
Total Général	9 698 839 \$

RÉSULTATS À L'ÉCHELLE LOCALE, RÉGIONALE ET TERRITORIALE

La distribution des subventions et des contributions est organisée en trois grands groupes communautaires: les collectivités de **niveau 1**, soit Yellowknife, Hay River, Inuvik et Fort Smith; les collectivités de **niveau 2**, soit les 29 autres collectivités ténoises; et les projets **panterritoriaux**, soit les projets qui visent plus d'une collectivité.

En 2021-2022, 28 pour cent des subventions et des contributions ont été accordées à 29 collectivités désignées de niveau 2.

Le tableau 3 montre l'attribution des subventions et des contributions par collectivité et par région, et fait état du total des contributions versées aux clients qui ont effectué des projets visant toutes les collectivités ou plusieurs d'entre elles.

Le graphique 2 montre la distribution du financement par région.

Le graphique 3 montre l'attribution des subventions et des contributions aux collectivités de niveau 1 et de niveau 2, ainsi que les subventions et contributions accordées à l'échelle territoriale.

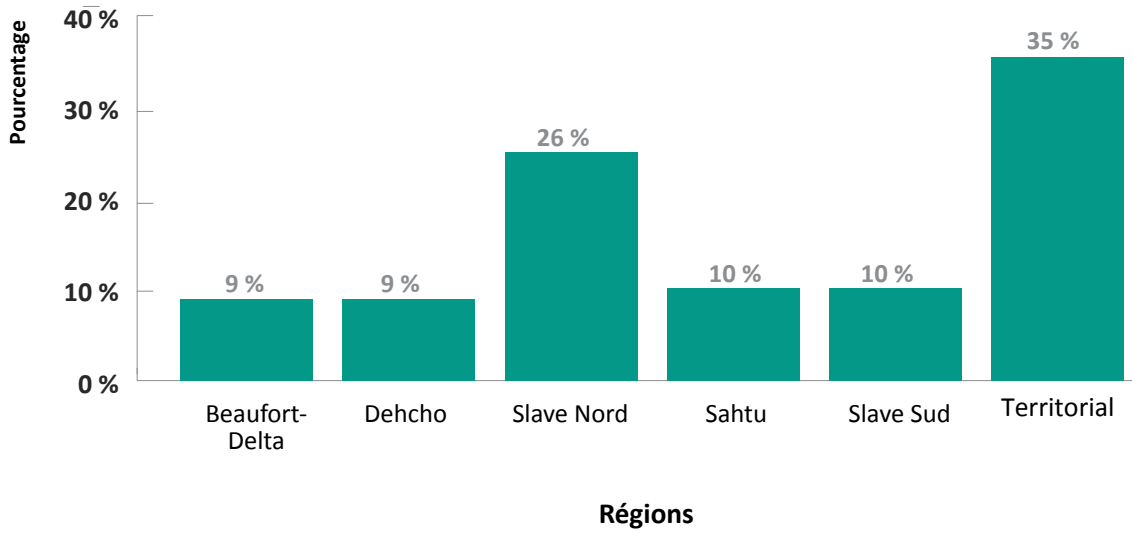
Tableau 3 : Subventions et contributions – par collectivité, par région et panterritoriales

Bénéficiaires (collectivités et régions)	Montant
Beaufort-Delta	2 245 062 \$
Aklavik	34 155 \$
Fort McPherson	54 514 \$
Inuvik	1 515 968 \$
Paulatuk	19 415 \$
Sachs Harbour	2 480 \$
Tsiigehtchic	64 500 \$
Tuktoyaktuk	373 070 \$
Uluksaktok	181 961 \$
Dehcho	2 323 044 \$
Fort Liard	181 193 \$
Fort Simpson	1 925 458 \$
Jean Marie River	5 754 \$
Nahanni Butte	62 919 \$
Sambaa K'e	138 359 \$
Wrigley	9 360 \$
Nord Slave	6 907 104 \$
Behchokò	352 362 \$
Dettah	18 000 \$
Gamètì	3 037 \$
Łutselk'e	223 867 \$

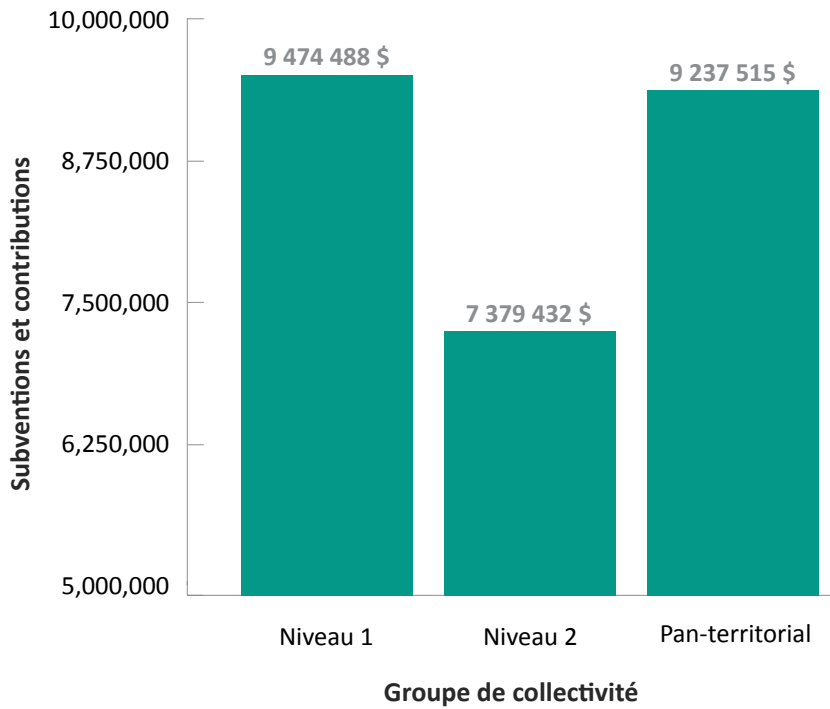
Bénéficiaires (collectivités et régions)	Montant
Wekweètì	2 757 \$
Whatì	302 660 \$
Yellowknife*	6 004 421 \$
Sahtu	2 705 327
Colville Lake	171 061 \$
Délinę	618 513 \$
Fort Good Hope	448 129 \$
Norman Wells	1 086 792 \$
Tulita	380 832 \$
Sud Slave	2 673 383 \$
Enterprise	197 056 \$
Fort Providence	110 344 \$
Fort Resolution	314 158 \$
Fort Smith	1 224 755 \$
Hay River	708 719 \$
Réserve de Hay River	60 125 \$
Kakisa	58 226 \$
Territorial	9 237 515 \$
Services territoriaux	9 237 515 \$
Total général	26 091 435 \$

* N'Dilo et Dettah

Graphique 2 : Subventions et contributions par région pour l'exercice 2021-2022



Graphique 3: Subventions et contributions par niveau communautaire



DISTRIBUTION PAR SECTEUR

Les programmes de subventions et de contributions du Ministère ont été conçus de façon à cibler trois grands secteurs d'investissement.

Le volet *Explorons notre potentiel* comprend des contributions qui soutiennent les secteurs économiques des minéraux et du pétrole ainsi que la Commission géologique des TNO.

Le volet *Investir dans la diversité* comprend des programmes axés sur le tourisme, les arts, le cinéma, la pêche commerciale, l'agriculture et l'économie traditionnelle.

Dans les *Services aux entreprises*, on retrouve les contributions destinées à soutenir le développement des petites et moyennes entreprises et de la fabrication aux TNO.

Comme indiqué dans le tableau 4, les contributions décrites dans services aux entreprises comptent pour 37 % de l'ensemble des subventions et contributions du Ministère.

Ces programmes sont menés dans le cadre du Programme d'appui aux entrepreneurs et au développement économique (PAEDE) et par des organismes de soutien aux entreprises, comme les organisations d'aide au développement des collectivités du Nord et la Société d'investissement et de développement.

Les contributions aux entreprises et initiatives liées au tourisme ont représenté 42 % du total des subventions et contributions.

Le MITI a administré 28 programmes de financement distincts au cours de l'exercice 2021-2022.

Tableau 4 : Subventions et contributions par secteur économique et d'investissement du MITI en 2021-2022

Services aux entreprises	Soutien au commerce et à la fabrication	3 843 240 \$
	Agences de soutien aux entreprises	5 848 280 \$
Investir dans la diversité	Agriculture et pêches	1 759 104 \$
	Tourisme et parcs	10 696 544 \$
	Économie traditionnelle	622 099 \$
	Événements communautaires et transfert des responsabilités aux collectivités	389 408 \$
Explorons notre potentiel	Ressources minières et pétrolières	2 933 760 \$
Total		26 091 435 \$

Graphique 4 : Subventions et contributions par secteur économique en 2021-2022

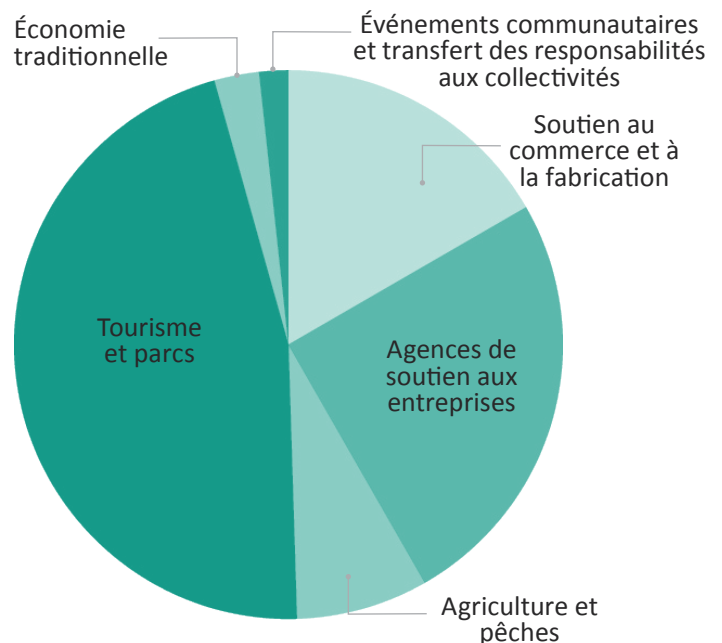


Tableau 5: Contributions en date du 31 mars 2022 — Ministère de l'Industrie, du Tourisme et de l'Investissement

PROGRAMME	CHARGES RÉELLES
Aide aux entrepreneurs et au développement économique	
Société d'investissement et de développement des TNO	2 042 000 \$
Réseau des sociétés d'aide au développement des collectivités	828 320 \$
Projet de transfert de responsabilités à la collectivité	1 374 670 \$
Programme d'appui aux entrepreneurs et au développement économique (PAEDE)	4 206 419 \$
Festival d'art Great Slave	25 000 \$
Exécution des plans pour l'économie du savoir et mise en place de plans de développement économique régional	250 000 \$
Partenariat canadien pour l'agriculture	810 779 \$
Pêche commerciale	564 373 \$
Programme de développement des aliments du Nord	383 952 \$
Programme de remises pour le cinéma des TNO	100 200 \$
Fonds d'aide et de relance régionale (FARR)	920 790 \$
Aides aux entrepreneurs et au développement économique (activités diverses)	349 129 \$
Montant total des dépenses liées à l'aide aux entrepreneurs et au développement économique	11 855 631 \$
Ressources minières et pétrolières	
Programme de soutien de l'exploitation minière autochtone	97 162 \$
Chambre des mines des TNO	51 000 \$
Programme d'encouragement aux activités minières	1 501 372 \$
Ressources minérales et pétrolières (activités diverses)	1 284 226 \$
Montant total des dépenses liées aux ressources minérales et pétrolières	2 933 760 \$
Tourisme et parcs	
Programme de coordination du tourisme communautaire	420 000 \$
Programme communautaire de contribution à l'infrastructure touristique	605 500 \$
Bureau des congrès	100 000 \$
Tourisme 2020	
Contribution pour l'industrie du tourisme	4 128 000 \$
Programme de diversification et de commercialisation des produits touristiques	861 537 \$
Programme de perfectionnement des compétences en tourisme	6 000 \$
Services aux visiteurs de Yellowknife	347 000 \$
Programme prolongé des mesures d'aide liées à la pandémie (PPMAP)	1 705 697 \$
Programme de compensation du secteur de l'hébergement touristique (PCSHT)	935 569 \$
Programme d'investissement pour le redémarrage du tourisme (PIRT)	2 132 741 \$
Tourisme et parcs (activités diverses)	60 000 \$
Montant total des dépenses liées au tourisme et aux parcs	11 302 044 \$
Total des contributions	26 091 435 \$

BUSINESS SUPPORT AND TRADE

BUSINESS DEVELOPMENT PROGRAM

COMMUNITY FUTURES

Purpose

Community Futures Development Corporations (CFDCs) operate independently of government as non-profit organizations overseen by volunteer Boards of Directors representative of the region and communities that they serve. CFDCs provide access to capital and business support services to entrepreneurs in their operating area.

Through ITI, the GNWT supports CFDCs under the Community Futures Program – a community-based economic development initiative, delivered in each region.

Eligibility

Community Futures Development Corporations in good standing.

Grant/Contribution

Contribution

Maximum Amount Available Per Applicant

N/A

Program Budget

\$825,000 for the 2021-2022 fiscal year

Program Manager

Director of Business Support and Trade Division

Policy Authority

Established under the authority of the Minister of Industry, Tourism and Investment.

Application Process

Operations funding, via the Community Futures Program, is based on a Contribution Agreement model.

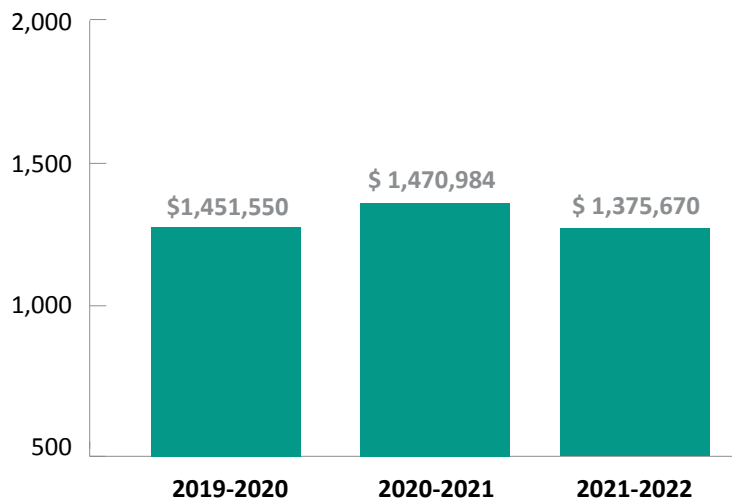
Results Reporting

In the 2021-2022 fiscal year, \$828,320 plus an additional Regional Relief and Recovery Fund of \$920,790 were provided to Community Future Development Corporations, for a total of \$1,749,110. This amount includes accruals at year end.

Table 7 : Community Futures & Community Futures Regional Relief and Recovery Fund

Recipient	Community	Amount
Total South Slave Region		\$340,380
Thebacha Business Development Services	Fort Smith	\$ 340,380
Total North Slave Region		\$201,137
Akaiicho Business Development	Yellowknife	\$ 201,137
Total Sahtu Region		\$264,067
Sahtu Business Development Centre	Norman Wells	\$ 264,067
Total Beaufort Delta Region		\$613,487
Western Arctic Business	Inuvik	\$ 613,487
Total Dehcho		\$330,039
Deh Cho Business Development Centre	Fort Simpson	\$ 330,039
Total of all contributions:		\$1,749,110

Chart 5: Community Transfer Program - Allocations 2019-2020 to 2021-2022



COMMUNITY TRANSFER INITIATIVES

Purpose

Under the Community Transfer Initiative (CTI), salary and operations funding is provided to Northwest Territories communities to employ Economic Development Officers responsible for servicing that community.

Eligibility

All NWT communities are eligible to request the transfer of an ITI EDO position, where one has not already been transferred.

Grant/Contribution

Contribution

Maximum Amount per Applicant

The maximum amount allocated per applicant varies by community depending on remoteness and whether the community is eligible for a half or full time position.

Program Budget

1,587,000 for the 2021-2022 fiscal year

Program Manager

Director of Business Support and Trade Division

Policy Authority

Established under authority of the Minister of Industry, Tourism and Investment

Application Process

Funding is through negotiated agreements.

Results Reporting

CTI Economic Development Officers deliver ITI programming in the community they serve as well as assisting with and directing economic development initiatives. Results of the Community Transfer Initiative are reported by ITI Regional Offices. Reporting includes an annual operational plan, a quarterly activity report and a performance appraisal for the EDO.

For the 2021-2022 fiscal year, **13 NWT** communities participated in the Community Transfer Initiatives Program. \$1.4 million in funding was contributed (including accruals at year end).

Chart 5 provides a summary of transfer amounts for the past three fiscal years.

The breakdown by Community for Community Transfer Initiatives is listed in Table 6 (next page).

Table 6. Community Transfer Initiatives Program

Program Detail	Community	2019-20	2020-21	2021-22
Akaitcho Business Development Corp.	Yellowknife	\$ 108,500	\$ 108,500	\$ 108,500
City of Yellowknife	Yellowknife	\$ 50,000	\$ 50,000	\$ 50,000
Dehcho Business Development Centre	Fort Simpson	\$ 108,000	\$ 108,000	\$ 108,000
Délinę Got'ineę Government	Délinę	\$ 120,000	\$ 120,000	\$ 60,000
Deninu K'ue First Nation	Fort Resolution	\$ 116,000	\$ 116,000	\$ 116,000
Hamlet of Tuktoyaktuk	Tuktoyaktuk	\$ 121,180	\$ 200,000	\$ -
Hamlet of Tulita	Tulita	\$ -	\$ 120,000	\$ 120,000
Hamlet of Ulukhaktok	Ulukhaktok	\$ 115,750	\$ -	\$ -
Łídlıı Kúé First Nations	Fort Simpson	\$ -	\$ -	\$ 13,750
Ne'Rahten Development Ltd.	Fort Good Hope	\$ 120,000	\$ -	\$ -
Sahtu Business Development Corp.	Norman Wells	\$ 120,000	\$ 120,000	\$ 120,000
Tłıchq Government	Wha Ti, Gamèti & Wekweèti	\$ 292,620	\$ 292,620	\$ 227,920
Tsiigehtchic Charter Community	Tsiigehtchic	\$ 59,500	\$ 40,816	\$ 59,500
Town of Norman Wells	Norman Wells	\$ -	\$ -	\$ 60,000
Tulita Yamoria Community Secretariat	Tulita	\$ 120,000	\$ -	\$ -
Ulukhaktok Community Corporation	Ulukhaktok	\$ -	\$ 75,048	\$ 136,000
Yamoga Lands Corporation	Fort Good Hope	\$ -	\$ 120,000	\$ 120,000
Yellowknives Dene First Nations	Yellowknife	\$ -	\$ -	\$ 75,000
Total		\$1,451,550	\$1,470,984	\$1,374,670

SUPPORT FOR ENTREPRENEURS AND ECONOMIC DEVELOPMENT

Purpose

The Support for Entrepreneurs and Economic Development (SEED) Policy allows for contributions that will support business starts; develop business capacity and skill levels; and help communities stimulate their local economies.

Eligibility

All NWT businesses, residents, business associations and band or community councils may be eligible. Specific eligibilities are provided under each program category.

Grant/Contribution

Contribution

Maximum Amount Available Per Applicant

With the exception of the Strategic Investments Program, which allows for contributions up to \$75,000, the maximum amount available is \$25,000, depending on the program category. Clients may access more than one program category in a fiscal year but there is a cap of \$30,000 to any one client in a single fiscal year.

Program Budget

For the 2021-2022 fiscal year, available funding under the SEED policy was \$3,866,000. This funding is inclusive of \$160,000 set aside for projects in the film sector, \$125,000 set aside for projects in the arts and crafts sector, and \$50,000 set aside for the Prospector Grubstake Program.

Program Manager

Director of Business Support and Trade Division

Policy Authority

Established under the authority of the Minister of Industry, Tourism and Investment

Application Process

Application forms may be obtained from any local Industry, Tourism and Investment office. A Contribution Agreement will be drawn up for a successful applicant. Specific terms and conditions vary according to the nature of the contribution and the project or activity being supported.

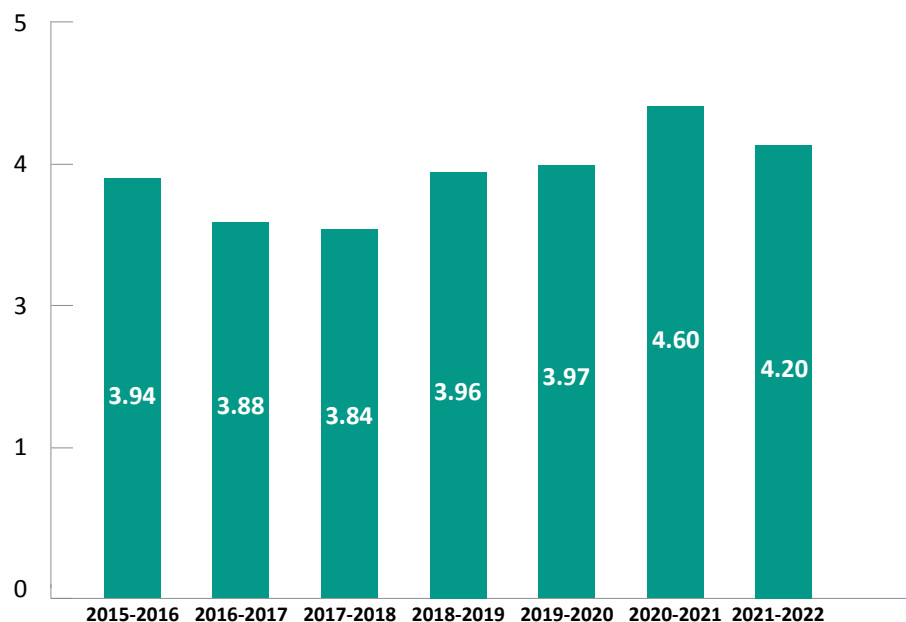
Results Reporting

In the 2021-2022 fiscal year, ITI provided \$4.2 million in contributions to 462 individuals, businesses and organizations in the NWT; down from \$4.6 million in 2020-2021 but up from \$4 million in 2019-2020.

The delivery of SEED contributions in excess of the budgeted amount for 2021-2022 is reflective of additional support programs introduced to address the impacts of the COVID-19 pandemic.

See Appendix A for a full reporting of SEED contributions by regions and clients.

Chart 6: SEED Allocations - 2015-2016 to 2021-2022 (\$ millions)



By SEED Policy Program

Contributions made under the SEED Policy fall under six program categories (Table 8):

- Entrepreneur Support
- Sector Support
- Community Economic Development
- Micro Business
- Business Intelligence and Networking
- Strategic Investments

And one schedule:

- Film Industry Funding

Table 8: SEED Allocations by Policy Programs

Distribution of Funding by SEED Policy Program	Contribution (\$)	Share (%)
Business Intelligence and Networking	\$54,889	1.3
Community Economic Development	\$632,977	15
Entrepreneur Support	\$1,567,088	37.2
Micro-Business	\$471,636	11.2
Sector Support	\$30,000	0.7
Strategic Investment	\$208,353	4.9
Sub Total	\$2,964,943	70.3
COVID-19 Response		
(CED) Business Pivot Support	\$ 25,000	0.6
(ES) Bookkeeping Support	\$ 614,740	14.6
(ES) Business Pivot Support	\$ 25,000	0.6
(ES) Operational Support	\$ 522,024	12.4
(ES) Shutdown Loss Offset	\$ 66,347	1.6
Sub Total	\$ 1,253,111	29.7
Grand Total	\$4,218,054	100

By Community Level

Under the SEED Policy, NWT communities are defined as:

Seed Community Levels	
Level 1: The most developed communities in the NWT. These communities have well developed community business infrastructure and air/road transportation links.	Fort Smith, Hay River, Inuvik, and Yellowknife
Level 2: Communities with less-developed business infrastructure and air/road transportation links.	All Other Communities

Table 9: SEED Allocations by Community Level

Distribution of Funding by Community Level	Contribution \$	Share (%)
Level 1	\$ 1,918,877	45.5%
Level 2	\$ 2,145,599	50.9%
NWT-wide	\$ 153,578	3.6%
Grand Total	\$4,218,054	100.0%

By Economic Sector

Under the SEED Policy, contributions are categorized into different economic sectors during the evaluation process. Where more than one sector could be considered for a project the most appropriate sector is chosen.

Table 10 shows the economic sectors that received SEED funding in 2021-2022:

Table 10: SEED Allocations by Economic Sector

Sector	Total (\$) Disbursed	Share (%)
Accommodation and Food Services	\$438,995	10.4%
Agriculture	\$ 45,828	1.1%
Arts and Crafts	\$ 506,856	12.0%
Business Services	\$ 164,112	3.9%
Construction	\$529,233	12.5%
Educational Services	\$ 61,142	1.4%
Entertainment and Recreation	\$360,640	8.5%
Film	\$ 166,866	4.0%
Finance and Insurance	\$ 9,513	0.2%
Fisheries	\$68,391	1.6%
Forestry and Logging	\$ 37,015	0.9%
Health Care and Social Assistance	\$ 22,485	0.5%
Information and Cultural Industries	\$ 45,000	1.1%
Management of Companies and Enterprises	\$6,300	0.1%
Manufacturing	\$ 54,693	1.3%
Mining and Mineral Exploration	\$ 4,480	0.1%
Other Services	\$ 310,593	7.4%
Professional, Scientific and Technical Services	\$93,420	2.2%
Public Administration	\$ 270,026	6.4%
Real Estate and Rental and Leasing	\$ 60,548	1.4%
Retail Trade	\$ 401,129	9.5%
Traditional Harvesting	\$ 43,956	1.0%
Transportation and Warehousing	\$ 137,927	3.3%
Travel and Tourism	\$ 378,906	9.0%
Grand Total	\$ 4,218,054	100.0%

ECONOMIC DIVERSIFICATION

AGRICULTURE

CANADIAN AGRICULTURAL PARTNERSHIP – VARIOUS INITIATIVES

Background to Multilateral Agreement

The five-year multilateral Canadian Agricultural Partnership (the Partnership) came into effect on April 1, 2018. Its goals are to build sector capacity, diversify local economies and encourage market access to fresh food in the NWT. The Partnership is cost shared on a 40:60 basis. The annual federal government contribution equates to \$732,600, while the GNWT provides up to \$488,400.

Purpose of Contributions of Various Initiatives

Investments are intended to build resource capacity, promote greater agriculture awareness, encourage local and commercialized food production and facilitate access and marketability of domestically sourced eggs, and produce from communities throughout the NWT.

Eligibility

NWT-based participants in the agriculture sector including private sector partners or organizations involved in the planning, delivery and support of one or more of the six strategic priorities set out under the Partnership.

- Market and Trade
- Science, Research and Innovation
- Risk Management
- Environmental Sustainability and Climate Change
- Value-Added Agriculture and Agri-Food Processing
- Public Trust

Grant/Contribution

Contribution

Maximum Amount per Applicant

The maximum amount allocated per applicant varies based on the initiative and relevant program terms and conditions.

Program Budget

\$1,115,000 for the 2021-2022 fiscal year

Program Managers

Director of Economic Diversification and ITI Regional Superintendents.

Policy Authority

Established under authority of the Minister of Industry, Tourism and Investment

Application Process

Application forms may be obtained from any local Industry, Tourism and Investment office. A Contribution Agreement will be drawn up for a successful applicant. Specific terms and conditions vary according to the nature of the contribution and the project or activity being supported.

Results Reporting

Actual expenditures by ITI as the GNWT's cost shared portion of the Partnership were \$324,312. Investments in contributions totaled \$810,779 including both federal and territorial amounts.

The following tables show initiatives funded in the 2021-2022 fiscal year under the Partnership.

Table 11. Canadian Agriculture Partnership - Allocation by Recipient, Project and Location

Region/ Type/ Projects Funded Under	Recipients	Project & Purpose	Location	Amount
NORTH SLAVE REGION				
MARKETS AND TRADE				
Agriculture Training Program	Boreal Cultivation Inc	Assist with the purchasing and packaging equipment	Yellowknife	\$ 14,600
	Boreal Cultivation Inc	Assist with the purchase of equipment	Yellowknife	\$ 15,000
	Boreal Cultivation Inc	Assist with the purchase of fertilizer and biological controls	Yellowknife	\$ 2,161
Market Development Program	Boreal Cultivation Inc	Assist to contract the design of product labels	Yellowknife	\$ 2,250
	Lutsel K'e Dene First Nation	Assist to hire a community garden coordinator	Lutsel K'e	\$ 8,640
	Ulbricht, Franziska	Assist with the purchase of supplies and equipment to carry out market garden improvements	Yellowknife	\$ 2,614
	Yellowknife Chamber of Commerce	Assist with expanding the feasibility study of a year round indoor market	Yellowknife	\$ 9,990
Small Scale Foods	Community Government of Whati	Assist with the purchase of seeds and gardening supplies	Whati	\$ 1,042
	Range Lake North School	Assist with the purchase supplies for the sustainable living educational program	Yellowknife	\$ 15,000
	Tlichon Christian Fellowship	Assist with the purchase of gardening tools/equipment and hire a consultant	Behchokq	\$ 6,121
	Yellowknives Dene First Nation		Yellowknife	\$ 16,200
	Yellowknives Dene First Nation	Assist with the purchase of two ipads for prizes	Yellowknife	\$ 858
	Yellowknives Dene First Nation	Assist the purchase of supplies and hiring a consultant	Yellowknife	\$ 10,850
PUBLIC TRUST				
Agriculture Awareness Program	City of Yellowknife	Assist to complete an awareness campaign	Yellowknife	\$ 5,174
VALUE -ADDED AGRICULTURE AND AGRI-FOOD PROCESSING				
Value Added development programs	Boreal Cultivation Inc	Assist to hiring a Grower IQ consulting Company to provide 4 consulting session	Yellowknife	\$ 9,900
	Yellowknife Farmer's Market	Assist with hiring a harvester's table co-ordinator, supplies and advertising	Yellowknife	\$ 7,983
	Yellowknife Farmer's Market	Assist to support the continued development of the Yellowknife Farmers Market Harvestors table	Yellowknife	\$ 13,490
Total North Slave Region				\$ 141,873

SOUTH SLAVE REGION				
MARKETS AND TRADE				
Market Development Program	Riverside Growers	Assist with freight costs	Hay River	\$ 4,351
Small Scale Foods	Chief Sunrise Education Centre	Assist with the costs to run the school garden program	Hay River Reserve	\$ 5,000
	Diamond Jenness Secondary School	Assist with the costs to run the school garden program	Hay River	\$ 2,000
	Hamlet of Fort Resolution	Assist with costs for gardening supplies	Fort Resolution	\$ 3,836
	Town of Fort Smith	Assist with the costs to manage the Community Garden at Mission Historic Park	Fort Smith	\$ 10,000
	West Point First Nations	Assist with the continued improvements of a community garden/ greenhouse	Hay River	\$ 8,643
VALUE -ADDED AGRICULTURE AND AGRI-FOOD PROCESSING				
Agriculture and Food Processing Development Program	Brave Adventures Ltd.	Assist with the purchase of a potato digger	Hay River	\$ 15,000
	Green, Helen	Assist with the costs for mulching and new pad for greenhouse	Hay River	\$ 22,365
	Riverside Growers	Assist with costs for stage 2 of greenhouse build	Hay River	\$ 68,175
Total South Slave Region				\$ 139,370
BEAUFORT DELTA REGION				
MARKETS AND TRADE				
Agriculture Training Program	Community Garden Society of Inuvik	Assist with the purchase of solar array equipment and installation	Inuvik	\$ 68,229
Market Development Program	Community Garden Society of Inuvik	Assist with the purchase of plants and supplies	Inuvik	\$ 26,635
	Community Garden Society of Inuvik	Assist with the cost of providing training to the community garden coordinators	Inuvik	\$ 30,606
Total Beaufort Delta Region				\$ 125,470
SAHTU REGION				
MARKETS AND TRADE				
Market Development Program	FGH Arts & Garden Society	Assist with the purchase of supplies and coordinator	Fort Good Hope	\$ 7,073
	NW Arts & Agriculture Society	Assist with the purchase of supplies	Norman Wells	\$ 3,873
	Sahtu Business Development Centre	Assist with costs of Garden Coordinator	Norman Wells	\$ 10,000
	Tulita Gardening Society	Assist with 365 greenhouse	Tulita	\$ 11,766
	Tulita Gardening Society	Assist with 365 agriculture and compost	Tulita	\$ 7,795

VALUE-ADDED AGRICULTURE AND AGRI_FOOD PROCESSING				
Agriculture and Food Processing Development Program	McNeely Gardens	Assist with costs of a produce store and processing facility expansion	Fort Good Hope	\$ 41,550
	McNeely Gardens	Assist with costs of a processing facility electrical upgrade	Fort Good Hope	\$ 32,392
	Sahtu Gardens	Assist with the costs for the country foods business expansion	Norman Wells	\$ 7,970
	Tulita Gardening Society	Assist with 365 greenhouse	Tulita	\$ 44,571
Total Sahtu Region				\$ 166,990
DEHCHO REGION				
MARKETS AND TRADE				
Market Development Program	Fort Simpson Community Garden Society	Assist with the cost of Graden Coordinator	Fort Simpson	\$ 13,391
	Midnight Sun Growers	Assist with the construction of a processing facility., green house and orchard preparation	Fort Simpson	\$ 74,601
	Nahanni Butte Dene Band	Assist with the set up of the green house and relocation costs	Nahanni Butte	\$ 14,804
	Open Sky Creative Society	Assist with the hosting of the create and grow fall festival	Fort Simpson	\$ 4,290
	Sambaa K'e First Nation	Assist the costs of garden coordinator and start-up fees	Sambaa K'e	\$ 15,107
	Sambaa K'e First Nation	Assist with cost of travel	Sambaa K'e	\$ 4,250
	Sambaa K'e First Nation	Assist with the garden expansion and root cellar constructions	Sambaa K'e	\$ 4,548
VALUE-ADDED AGRICULTURE AND AGRI_FOOD PROCESSING				
Agriculture and Food Processing Development Program	Bittner, Claudia o/a C.O. Gardening	Assist with the purchase of a green house and materials	Fort Simpson	\$4,085
Total Dehcho Region				\$ 135,076
HEADQUARTERS				
SCIENCE, RESEARCH AND INNOVATION				
Agriculture and Agri-Food Research	The NWT Food Network	Assist with growth of the association including expanding social media platform, strategic plan, policy briefs and AGM	Territorial Services	\$ 102,000
Total Headquarters Region				\$ 102,000
TOTAL REGIONAL AND HEADQUARTERS G&C UNDER THE PARTNERSHIP				\$810,779

NORTHERN FOOD DEVELOPMENT PROGRAM

Purpose

To remove barriers, create employment and develop the NWT food production sector by supporting producers of northern fish, meat and other food products made available for sale to NWT consumers.

Eligibility

NWT residents and businesses, co-operatives, community based organizations and associations engaged in the local production of food.

Grant/Contribution

Contribution

Maximum Funding Available Per Applicant

The maximum level of funding made available is dependent on the type of activity undertaken.

Program Budget

\$550,000 for the 2021-2022 fiscal year

Program Manager

Regional Superintendents

Policy Authority

Established under authority of the Minister of Industry, Tourism and Investment.

Application Process

The SEED application form is used for the Northern Food Development Program. The SEED application form is available at the Regional and Headquarters offices of ITI. Regional Offices are available to discuss project proposals and assist with the completion of applications.

Results Reporting

For the 2021-2021 fiscal year, ITI provided \$383,952 in direct funding through the Northern Food Development Program to individuals, businesses, educational institutions and Indigenous governments in all five regions across the NWT as shown in Table 12.

Table 12: Northern Food Development - Allocation by Recipient, Project/Purpose and Location

Recipient	Project/Purpose	Community	Amount
Total South Slave Region			\$88,348
Andrews, Ryan	Assist with purchase of fishing boat and start-up costs	Hay River	\$ 20,000
Andrews, Ryan	Assist with equipment purchases for winter fishery	Hay River	\$ 10,890
Benoit's Farms	Assist with purchase of hay rake	Hay River	\$ 8,550
Flat World Alpaca	Assist with freight costs	Fort Smith	\$ 690
Linnington, Jamie	Assist with boat repair, nets and fishing equipment	Hay River	\$ 19,036
McCallum, Marius	Assist with marketing support	Hay River	\$ 1,793
Richardson, David	Assist with purchase of fishing gear for summer fishery	Hay River	\$ 7,389
Richardson, Duncan	Assist with costs to replace steel on hull of fishing vessel	Hay River	\$ 20,000
Total North Slave Region			\$21,826
Lang, Becky	Assist with the purchase of supplies and assist with operational costs	Yellowknife	\$ 1,468
Lang, Becky	Fillet Sales for 2021 Season	Yellowknife	\$ 1,540
NWT Fish Company Ltd.	Assist with equipment purchases for winter fishery	Yellowknife	\$ 3,340
O'Neill, Trevor	Assist with increasing commercial fishing productivity and business expansion	Yellowknife	\$ 1,188
Vaillancourt, Stephanie	Assist with a purchase of a truck	Yellowknife	\$ 14,290

Recipient	Project/Purpose	Community	Amount
Total Sahtu Region			\$134,835
Boisclair, Simon	Assist with purchases for the 2022 Farming project	Norman Wells	\$ 15,000
Sahtu Gardens	Assist with costs for country food business expansion	Norman Wells	\$ 10,000
Sahtu Gardens	Assist with purchase of feed and freight	Norman Wells	\$ 12,500
FGH Arts & Garden Society	Assist with costs associated with the hide camp program	Fort Good Hope	\$ 11,635
Fort Good Hope Renewable Resources	Assist with costs associated with the country foods processing project	Fort Good Hope	\$ 20,700
Fort Good Hope Renewable Resources	Assist with costs associated with commercial dry fish processing	Fort Good Hope	\$ 65,000
Recipient	Project/Purpose	Community	Amount
Total Beaufort Delta Region			\$29,337
Community Garden Society of Inuvik	Assist to provide community gardens with a coordinator	Inuvik	\$ 24,319
Teetl'it Gwich'in Band Council	Assist with purchasing gardening supplies for community	Fort McPherson	\$ 5,018
Recipient	Project/Purpose	Community	Amount
Total Dehcho			\$110,000
Fort Simpson Metis Development Corp	Assist with a feasibility study for Bison and meat processing facility	Fort Simpson	\$ 36,000
Midnight Sun Growers	Assist with the construction of a processing facility, green house and orchard preparation	Fort Simpson	\$ 34,821
Sambaa K'e First Nation	Assist with garden expansion and root cellar construction	Trout Lake	\$ 39,179
Payment Adjustment			\$ -394
Total of all contributions:			\$ 383,952

FISHERIES

COMMERCIAL FISHERY ASSISTANCE INDUSTRY SUPPORT

Purpose

To offset freight and production costs associated with operating commercial fisheries in the NWT.

Eligibility

Eligibility is restricted to commercial fishermen, holders of commercial fishing licences, and members of the NWT Fishermen's Federation (NWTFF).

Grant/Contribution

Contribution

Maximum Amount Available Per Applicant

Maximum amount available under this Program is:

- \$20,000 (in Operations and Maintenance funds for the NWTFF)
- \$205,000 in support for individual fishers calculated at \$0.23/lbs. paid on Lake Whitefish, Lake Trout, Northern Pike and Walleye delivered to the Freshwater Fish Marketing Corporation (FFMC) plant to offset the cost of shipping to Winnipeg.

Program Budget

\$700,000 for the 2021-2022 fiscal year

Program Manager

Director, Economic Diversification Division, North and South Slave Regional Superintendents.

Policy Authority

Established under authority of Minister of Industry, Tourism and Investment.

Application Process

Program delivery is managed by the NWTFF, through a Memorandum of Understanding with the Department of ITI. Commercial fishers apply to the NWTFF for funds.

Results Reporting – 2021-2022

\$564,373 was provided in 2021-2022 through three program schedules:

See table 13.

Table 13: Commercial Fishery Assistance Industry Support - Allocations by Program Area

Schedule	Recipient	Project/Purpose	Region/ Community	Amount
3	Andrew, Ryan	Assist with winter fishery equipment repair/purchase	South Slave /Hay River	\$ 5,400
3	Buckley, Barry	Assist with equipment upgrade for commercial fishing	South Slave /Hay River	\$ 10,721
3	Buckley, Bert	Assist with winter fishery equipment repair/purchase	South Slave /Hay River	\$ 6,257
3	Emes, Brian	Assist with winter fishery equipment repair/purchase	South Slave /Hay River	\$ 21,301
3	Freshwater Fish Harvesters	Assist with purchase of winter fishery equipment	Territorial Services	\$ 72,000
3	Linington, Troy	Assist with winter fishery equipment repair/purchase	South Slave /Hay River	\$ 24,130
2	Tu'Cho Fishers Cooperative	To assist with Freight support from 2020 and administrative costs	Territorial Services	\$ 177,064
2	Tu'Cho Fishers Cooperative	To assist with costs to purchase a truck to haul fish to Plant	Territorial Services	\$ 62,000
1	Tu'Cho Fishers Cooperative	To assist with costs to keep the plant open in fall 2021 and winter 2022	Territorial Services	\$ 45,850
2	Tu'Cho Fishers Cooperative	To assist with plant and freight costs for winter fishery	Territorial Services	\$ 88,800
1	Tu'Cho Fishers Cooperative	To assist with human resources, contractor fees and office support	Territorial Services	\$ 50,850
Total				\$ 564,373

FILM

FILM REBATE PROGRAM

Purpose

As an incentive to encourage film and television production companies to film on location in the NWT, rebates are provided to eligible film projects that incur pre-production and production costs including the purchase of NWT goods and services, training and employing NWT residents and travel within the NWT.

Eligibility

Guest Producers, NWT Co-Production Partners and NWT production companies are required to demonstrate a minimum spend of \$60,000 equaling or exceeding 30 per cent of the projects total in-territory investment. Preference is given to projects with TV broadcast or theatrical distribution commitments.

Grant/Contribution

Contribution

Maximum Amount Available Per Applicant

Applicant rebates per project are guided by the following:

NWT Labour/Training Rebate

- 25 per cent rebate for eligible NWT labour.
- An additional 15 per cent rebate for recognized positions or for NWT resident candidates receiving on-set training.

NWT Expenditure Rebate

- 25 per cent rebate for all goods and services that qualify as NWT Spend purchased and consumed in the NWT.

- An additional 15 per cent rebate for goods and services for productions shooting outside of The City of Yellowknife.

NWT Travel Rebate

- Ten per cent rebate for travel to/from the NWT from anywhere in the world (south of the 60th Parallel).
- 30 per cent rebate for travel within the NWT (excluding aerial photography) not to exceed \$15,000 per production.

Program Budget

\$100,000 for the 2021-2022 fiscal year.

Program Manager

The NWT Film Commissioner.

Policy Authority

Established under the authority of the Minister of Industry, Tourism and Investment.

Application Process

Applications must be received by predetermined dates each year and funding decisions are made based on program criteria and estimated economic benefit to the NWT film sector and the NWT economy overall.

Results Reporting

2 film project contributions were made in the 2021-2022 fiscal year, totaling \$100,200. (Table 14)

Table 14: Film Rebate Program – Summary of Contribution Details

Recipient	Project/Purpose	Region/Community	Amount
Alberta Forest Road Productions Inc.	To assist with production costs for the short film "Cold Road"	Territorial	\$ 75,200
Yellowknife Divers Inc	To assist with production costs for Season 4 of "Sh*t I found diving"	Territorial	\$ 25,000
Total			\$ 100,200

TOURISM AND PARKS

TOURISM INDUSTRY DESTINATION MARKETING ORGANIZATION AND CONVENTION BUREAU

Northwest Territories Tourism (NWTT) is authorized and funded to deliver tourism marketing on behalf of the GNWT. (As such, it is the GNWT's Destination Marketing Organization (DMO). NWTT also represents the majority of tourism industry operators in the NWT as an industry association.

Purpose

Fund and deliver a tourism marketing program on behalf of the GNWT and account for the costs incurred in this delivery to the NWT industry through the NWTT Business and Marketing Plan.

Eligibility

This contribution is exclusively directed to NWTT

Grant/Contribution

Contribution

Maximum Amount Available Per Applicant

N/A

Program Budget

\$4,136,000 for the 2021-2022 fiscal year

Program Manager

ITI's Tourism and Parks Division

Policy Authority

Established under authority of Minister of Industry, Tourism and Investment.

Application Process

This is an annual contribution approved through the GNWT business planning process.

COMMUNITY TOURISM INFRASTRUCTURE CONTRIBUTION

Purpose

The Community Tourism Infrastructure Contribution (CTIC) funds community governments and non-government organizations building new and innovative infrastructure projects. Projects must support tourism in communities and should promote nearby parks and natural attractions.

Eligibility

Capital projects that increase tourism in communities. Capital costs are defined as:

- One-time project costs;
- Communications infrastructure projects that enhance current tourism products or attractions;
- Development of innovative information technology tourism products or services; and
- Planning studies or site development for future capital projects if applicants can demonstrate that future resources are available for project completion.

Grant/Contribution

Contribution

Program Budget

\$200,000 for the 2021-2022 fiscal year

Program Manager

Tourism and Parks Division

Policy Authority

Established under authority of Minister of Industry, Tourism and Investment

Application Process

Applications must be received by predetermined dates each year and funding is distributed to those projects which meet the program criteria and demonstrate the highest measure of benefit to the NWT up to funding limits.

Results Reporting

In 2021-2022, the CTIC funded 11 successful projects worth \$605,500.

The breakdown by project is shown in Table 15 (Next Page).

The delivery of CTIC contributions in excess of the budgeted amount reflects additional funds introduced to address the impacts of the COVID-19 pandemic.

Table 15: Community Tourism Infrastructure

Recipient	Project/Purpose	Region/Community	Amount
Town of Inuvik	Assist with the new Arctic Market and Visitor Services Building	Beaufort Delta/Inuvik	\$ 80,000
Community Government of Behchoko	Assist with the first stage of project of laying gravel, purchasing and installation of washrooms, fire-pits and trash bins	North Slave/Behchokò	\$ 30,000
Tlicho Government	Assist with the creation and installation for tourism way-finding signs in the community of whati	North Slave/Whatì	\$ 33,000
Yellowknife Historical Society	Assist the construction for the grand opening of the Mining Heritage Museum	North Slave/Yellowknife	\$ 200,000
Déljñę Got'ine Government	Assist with the completing 2 gazebo's, installation of fire-pits and picnic tables	Sahtu/Déljñę	\$ 10,000
Hamlet of Tulita	Assist with the developing it's tourism infrastructure by developing trail links	Sahtu/Tulita	\$ 22,500
K'asho Got'ine Charter Community	Assist with construction of street and directional signage	Sahtu/Fort Good hope	\$ 50,000
Norman Wells Trans-Canada Expansion	Assist with Phase 3 of the Trans-Canada Trail Expansion Project	Sahtu/Norman Wells	\$ 10,000
Town of Norman Wells	Assist with the expansion and development of Jackfish Lake	Sahtu/Norman Wells	\$ 100,000
Town of Fort Smith	Assist with branded signage/wayfinding project	South Slave/Fort Smith	\$ 40,000
Town of Fort Smith	Assist with the development of Conibear Park (Landscaping/amphitheatre	South Slave/Fort Smith	\$ 30,000
Total			\$ 605,500

TOURISM PRODUCT DIVERSIFICATION AND MARKETING

Purpose

The Tourism Product Diversification and Marketing Program (TPDMP) provides support for tourism businesses and tourism operators expanding into new markets or developing new products.

Eligibility

Applicants must meet (at least) one of the following conditions:

- Own or have operated a tourism business for at least one year in the last five years;
- Have been licensed for at least one year in the last five years as a Tourism Establishment or Outfitter under the Tourism Act;
- Subcontracted or employed in a management capacity by any of the above for a minimum of five years within the last ten years;

- Represent a group of separate businesses or operations intending to develop a market-ready Tourism Product Package;
- Have started a business in which Indigenous cultural tourism is a significant component; and/or
- Be a Destination Marketing Organization in the NWT.

Grant/Contribution

Contribution

Maximum Amount Available Per Applicant

- **Schedule 1:** Business Planning and Transition Assistance \$25,000 total
- **Schedule 2:** New Product Development or Enhancement of Existing Product \$250,000 over a single or multiple years
- **Schedule 3:** Marketing Assistance for Tourism Businesses \$10,000 per year

Program Budget

\$1,086,000 for 2021-2022 fiscal year

Program Manager

Tourism and Parks Division

Policy Authority

Established under authority of Minister of Industry, Tourism and Investment.

Application Process

Applications must be received by predetermined dates each year and funding is distributed to those projects which meet the program criteria and demonstrate the highest measure of benefit to the NWT up to funding limits.

Results Reporting

The Program supported 15 projects in 2021-2022 worth \$861,537 (Table 16).

Table 16: Tourism Product Diversification & Marketing

Schedule	Recipient	Project/Purpose	Community	Amount
Total Dehcho Region				\$265,000
2	Nahanni Butte Dene Band	Development of Day Use Area	Fort Liard	\$ 50,000
2	North Nahanni Naturalist Lodge Ltd.	Lodge betterment	Fort Simpson	\$ 40,000
2	Sambaa K'e Development Corporation Ltd.	Equipment purchases for lodge and trail development	Sambaa K'e	\$ 50,000
2	South Nahanni Airways	Guide Building expansion	Fort Simpson	\$ 125,000
Total North Slave Region				\$290,567
2	B. Dene Adventures	Assist with the replacement of flood damaged dock and aging boat motor	Yellowknife	\$ 34,067
2	James Company Ltd.	Assist with the construction of the Whatì Retail Facility	Whatì	\$ 100,000
3	Lutsel K'e Dene Lodges GP Inc.	Assist with local NWT Marketing	Lutsel K'e	\$ 6,500
2	Nitsiza, Charlie	Assist with construction costs of 4 separate ensuites	Whatì	\$ 100,000
2	Robertson's Taxidermy Ltd.	Assist with renovations to the main gallery and entrance for the public	Yellowknife	\$ 50,000
Total Sahtu Region				\$71,812
2	Behdzi Ahda First Nation	Assist with upgrading and developing infrastructure in the community (boardwalks, community dock and playground)	Colville Lake	\$ 60,000
2	Norman Wells Historical Society	Assist with renovating a room in museum to be used as the visitor centre	Norman Wells	\$ 11,812
Total South Slave Region				\$132,603
2	Fort Smith Metis Council	Assist with developing an RV Park at their existing Thebatcha Campground (Road Access)	Fort Smith	\$ 48,803
2	Pelican Rapids Inn	Assist with renovations of hotel	Fort Smith	\$ 50,000
2	Taltson Bay Big Pike Lodge	Assist with purchase of boat motors and lodge renovations	Fort Resolution	\$ 25,000
1	Town of Hay River	Assist with a plan for the development and placement of wayfinding signage in community	Hay River	\$ 8,800
Total				\$ 861,537

TOURISM SKILLS DEVELOPMENT FUND

Purpose

The Skills Development Fund supports training related to the tourism sector through three specific streams: the Tourism Training Fund; and Business and Youth Mentorship programs.

Eligibility

- **Tourism Training Fund** - Training must be short, (less than 12 weeks), formal courses or workshops, and can include distance-education initiatives such as correspondence courses, internet or teleconferencing.
- **Tourism Business Mentorship** – Training or mentoring for businesses or individuals engaged or employed in the tourism industry in the NWT. This fund is administered by the Canadian Executive Services Organization.
- **Youth Mentorship for Tourism** - NWT youth interested in gaining more knowledge of the tourism industry or in being employed in the tourism industry.

Grant/Contribution

Contribution

Maximum Amount Available Per Applicant

1. Tourism Training-
 - (i) Individual Applications: Maximum two applications per year/applicant. Maximum per application is \$3,000.
 - (ii) Tourism Training: Business or Group Applications: Maximum one application per year/business/ group. Maximum per application is \$6,000.
2. Tourism Business Mentorship
 - (i) Individual applications: maximum \$5,500 per eligible applicant

3. Youth Mentorship:

- (i) Industry awareness applicants: maximum for eligible mentor and mentee \$3,750
- (ii) Path to employment: maximum for eligible mentor and mentee \$7,250

Program Budget

\$50,000 for the 2021-2022 fiscal year

Program Manager

Tourism and Parks Division

Policy Authority

Established under authority of Minister of Industry, Tourism and Investment.

Application Process

Applications for the Tourism Training Fund will be accepted at any time and are assessed monthly. Applications for the Tourism Business and Youth Mentorships are accepted once a year according to a calendar deadline. Completed applications are delivered to ITI's Regional Offices or Headquarters in Yellowknife, who make recommendations for approval.

Results Reporting

The Program funded 3 training opportunities in 2021- 2022, resulting in a total contribution of \$6000 as detailed in Table 17.

TOURISM 2025

Purpose

For 2020-2021, funding identified for the implementation of Tourism 2025 was re-directed to COVID-19 relief in the Growth and Recovery Investment in Tourism (GRIT) fund (see Table 18).

Table 17: Tourism Skills Development Fund and Youth Mentorship

Program	Recipient	Project/Purpose	Region/Community	Amount
Mentee Stream 2	Bailes, Jasmine	Learn big game outfitting industry	Sahtu/Déłıne	\$ 1,250
Mentee Stream 2	Bailes, Nahanni	Learn big game outfitting industry	Sahtu/Déłıne	\$ 1,250
Mentor Stream	Gana River Outfitters Ltd.	Mentor two Mentees	Sahtu./Norman Wells	\$ 3,500
Total				\$ 6,000

Table 18: Tourism 2023 and Other Supporting Funding

Program Detail - Tourism	2020 and Other		
Recipient	Project/Purpose	Region/Community	Amount
Tourism 2025			
NWTT	Ministerial Special Initiatives	Territorial Wide	\$ 142,000
Convention Bureau			
NWTT	Convention Bureau	Territorial Wide	\$ 100,000
NWTT Core Funding			
NWTT	Large-Scale Marketing Campaign	Territorial Wide	\$ 200,000
NWTT	Core Funding	Territorial Wide	\$ 3,786,000
Total			\$ 4,228,000

COVID-19 PANDEMIC RELIEF

Three programs were delivered in 2021-2022 to respond specifically to the needs of the tourism industry in the NWT:

- Pandemic Relief Extension Program (PREP)
- Supplement for Tourism Accommodation Relief (STAR)
- Tourism Restart Investment Program (TRIP)

PANDEMIC RELIEF EXTENSION PROGRAM (PREP)

Purpose

Support licensed tourism operators impacted and most vulnerable to permanent closure by the economic disruptions associated with the COVID-19 pandemic to remain operational through to March 31, 2022.

Eligibility

All licensed tourism operators including sole-proprietors, partnerships, and incorporated companies who have a valid tourism operator license and licensed tourism services are the primary source of income for the household. Applicants must have been in operation

prior to April 1, 2020; without filing for bankruptcy and operating at a loss as a direct result of travel restrictions.

Grant/Contribution

Contribution

Maximum Amount Available Per Applicant

The maximum amount available under this Program: \$100,000 between April 1, 2021 and March 31, 2022

Program Budget

\$2,500,000 for the 2021-2022 fiscal year

Program Manager

Regional Superintendents

Policy Authority

Established under authority of the Minister of Industry, Tourism and Investment.

Application Process

Eligible tourism operators will be required to complete, sign and submit an application form and provide required supporting documentation.

Results Reporting

\$1.7 million was allocated to tourism operators. (Table 19)

Table 19: Pandemic Relief Extension Program

Recipient	Community	Amount
Total South Slave Region		\$ 112,096
Brabant Lodge Ltd.	Hay River	\$ 35,684
Kasba Lake Lodge Ltd.	Fort Smith	\$ 47,345
Sparks Lake Lodge	Fort Smith	\$ 29,067
Total North Slave Region		\$1,524,358
1691672 Alberta Ltd.	Yellowknife	\$ 31,103
503758 NWT Ltd.	Yellowknife	\$ 17,658
507299 NWT Ltd.	Yellowknife	\$ 87,004
6224 NWT Ltd.	Yellowknife	\$ 51,059
Arctic Safaris	Yellowknife	\$ 462
Arctic Tours Canada	Yellowknife	\$ 100,000
Aurora Village	Yellowknife	\$ 108,800
Aurora Wonderland Tours Inc.	Yellowknife	\$ 75,000
AuroraTours.net C/O Robert Erasmus	Yellowknife	\$ 22,339
B. Dene Adventures	Yellowknife	\$ 59,459
Enodah Wilderness Travel	Yellowknife	\$ 43,260
Enodah Wilderness Travel	Yellowknife	\$ 1,204
Gallery of the Midnight Sun Ltd.	Yellowknife	\$ 25,000
Hearne Lake Operations Ltd.	Yellowknife	\$ 14,730
Kwong's Holdings Ltd.	Yellowknife	\$ 36,915
Lutsel K'e Dene Lodges GP Inc.	Lutsel K'e	\$ 92,027
Morning Star Travel Ltd	Yellowknife	\$ 46,987
Norman, Sean o/a Aurora Chaser	Yellowknife	\$ 9,872
North of 60 Aurora Adventures	Yellowknife	\$ 47,141
North Star Adventures Ltd.	Yellowknife	\$ 92,772
Northern Souvenirs & Gifts	Yellowknife	\$ 25,000
Northern Star B&B and Tourist Services	Yellowknife	\$ 43,420

Plummer Enterprises Ltd.	Yellowknife	\$ 2,473
Taiga Sport Fishing Ltd.	Yellowknife	\$ 100,000
The Aurora Borealis Experience Inc.	Yellowknife	\$ 54,045
The Aurora Borealis Experience Inc.	Yellowknife	\$ 3,000
The J Group Ltd.	Yellowknife	\$ 5,450
Yellow Dog Lodge Inc.	Yellowknife	\$ 1,090
Yellowknife Outdoor Adventures Ltd.	Yellowknife	\$ 120,000
Yellowknife Racquet Club Ltd	Yellowknife	\$ 25,000
Yellowknife Tours Ltd.	Yellowknife	\$ 150,000
Yellowknife Vacations Ltd.	Yellowknife	\$ 32,088
Total Sahtu Region		\$31,380
Canoe North Adventures	Norman Wells	\$ 13,891
Dechenla Lodge	Norman Wells	\$ 6,907
Gana River Outfitters Ltd.	Norman Wells	\$ 5,880
Great Bear Lake Lodge Ltd.	Deline	\$ 3,022
Raven's Throat Outfitters ULC	Norman Wells	\$ 1,680
Total Beaufort Delta Region		\$19,700
Noksana Mushing Tours	Tuktoyaktuk	\$ 19,700
Total Dehcho		\$18,163
Nahanni River Expediting	Nahanni Butte	\$ 13,165
Nahanni Wilderness Adventures Ltd.	Fort Simpson	\$ 160
South Nahanni Outfitters Ltd.	Nahanni Butte	\$ 4,838
Total of all contributions:		\$1,705,697

TOURISM RESTART INVESTMENT PROGRAM (TRIP)

Purpose

Assistance for tourism operators and tourism-related business impacted by the travel restrictions related to the COVID-19 pandemic and now restarting their operations.

Eligibility

Tourism operators with a valid tourism operator licence (TOL), tourism-related businesses in the NWT; non-profit organizations that are tourism-related and/or a TOL holder.

Grant/Contribution

Contribution

Maximum Amount Available Per Applicant

The maximum contribution to a successful applicant for eligible expenses in the following categories: Marketing and Promotion, Training and Capacity Development and Tourism Product and Infrastructure Safety Enhancements.

- \$18,000 in first delivery
- Increased to \$50,000 in second delivery

Program Budget

\$ 800,000 for the 2021-2022 fiscal year

Program Manager

Director, Tourism and Parks

Policy Authority

Established under authority of the Minister of Industry, Tourism and Investment.

Application Process

Applicants required to complete an application form; one-page description of how the funding will be used; Budget (itemized); Relevant supporting documents which may include, but not be limited to: Quotes (e.g. goods) and Estimates (e.g. consultants or contractors)

Results Reporting

\$2.1 million in funding was provided to tourism operators and tourism-related businesses through two deliveries. (Table 20)

Table 20: Tourism Restart Investment Program (TRIP)

Recipient	Community	Amount
Total South Slave Region		\$209,824
Aurora Nights Lodge	Fort Resolution	\$ 17,900
Dancal Holdings Ltd.	Fort Smith	\$ 19,327
Detan' Cho Tourist Camp	Fort Resolution	\$ 2,340
Ena Lake Lodge	Fort Smith	\$ 33,000
Kasba Lake Lodge Ltd.	Fort Smith	\$ 18,000
Lynx Tundra Lodge	Fort Smith	\$ 15,813
Scott Lake Camp Ltd.	Fort Smith	\$ 4,135
Sparks Lake Lodge	Fort Smith	\$ 15,500
Taltson Bay Big Pike Lodge	Fort Resolution	\$ 25,470
Therrien, Tracy Catherine	Hay River	\$ 13,490
Undah Gogha Corporation	Fort Providence	\$ 29,331
Your Planner	Hay River	\$ 15,518

Recipient	Community	Amount
Total North Slave Region		\$1,026,296
1691672 Alberta Ltd.	Yellowknife	\$ 45,028
4708 NWT Ltd.	Yellowknife	\$ 12,631
4956 NWT Ltd. o/a (Discovery Inn)	Yellowknife	\$ 2,456
507323 N.W.T. Ltd.	Yellowknife	\$ 18,000
6224 NWT Ltd.	Yellowknife	\$ 18,000
Arctic Tours Canada	Yellowknife	\$ 27,632
Aurora Emporium Art Gallery	Yellowknife	\$ 16,901
Aurora Village	Yellowknife	\$ 18,000
AuroraTours.net C/O Robert Erasmus	Yellowknife	\$ 13,701
B. Dene Adventures	Dettah	\$ 18,000
Bathurst Inlet Developments (1984) Ltd.	Yellowknife	\$ 100,000
Bob Turner Enterprises	Yellowknife	\$ 5,623
Canadian Scenery Travel	Yellowknife	\$ 14,850
Chase East Arm Adventures	Yellowknife	\$ 4,577
D & G Holdings Ltd.	Yellowknife	\$ 18,000
Desjarlais, Ronald Robert	Lutsel K'e	\$ 18,000
Desjarlais, Ronald Robert	Yellowknife	\$ 31,005
Destination NWT Ltd.	Yellowknife	\$ 21,766
Enodah Wilderness Travel	Yellowknife	\$ 50,000
Erasmus Apparel Ltd.	Yellowknife	\$ 15,885
Hearne Lake Operations Ltd.	Yellowknife	\$ 8,981
Jackpine Paddle Incorporated	Yellowknife	\$ 48,798

Kwong's Holdings Ltd.	Yellowknife	\$ 37,266
Lonely Traveler Ltd.	Yellowknife	\$ 28,018
Marlowe, James	Lutsel K'e	\$ 3,700
Morning Star Travel Ltd.	Yellowknife	\$ 35,053
Nanook Aurora Tours	Yellowknife	\$ 2,260
North of 60 Aurora Adventures	Yellowknife	\$ 38,169
North Star Adventures Ltd.	Yellowknife	\$ 7,200
Northern Star B&B and Tourist Services	Yellowknife	\$ 3,844
Plummer Enterprises Ltd.	Yellowknife	\$ 50,000
Sonny Aurora Tours	Yellowknife	\$ 22,206
Taiga Sport Fishing Ltd.	Yellowknife	\$ 18,000
The Aurora Borealis Experience Inc.	Yellowknife	\$ 14,011
The J Group Ltd.	Yellowknife	\$ 45,216
Trinity Tactical Consulting Ltd.	Yellowknife	\$ 13,700
Yellow Dog Lodge Inc.	Yellowknife	\$ 37,554
Yellowknife Canoe Company	Yellowknife	\$ 15,930
Yellowknife Glass Recyclers Co-op Ltd.	Yellowknife	\$ 5,606
Yellowknife Holidays	Yellowknife	\$ 2,000
Yellowknife Outdoor Adventures Ltd.	Yellowknife	\$ 50,000
Yellowknife Tours Ltd.	Yellowknife	\$ 46,800
YK Gold & Silver	Yellowknife	\$ 21,929

Recipient	Community	Amount
Total Sahtu Region		\$224,222
963912 NWT Ltd.	Déłıne	\$ 50,000
Association of Mackenzie Mountain	Norman Wells	\$ 32,000
Canoe North Adventures	Norman Wells	\$ 32,000
Drum Lake Lodge	Tulita	\$ 42,222
Great Bear Lake Lodge Ltd.	Déłıne	\$ 50,000
Norman Wells Historical Society	Norman Wells	\$ 18,000

Recipient	Community	Amount
Total Beaufort Delta Region		\$137,897
Cynthia's Bed n Breakfast	Inuvik	\$ 15,440
Eileen Jacobson o/a Arctic Ocean Tuk Tours	Tuktoyaktuk	\$ 56,257

Eileen Jacobson o/a Arctic Ocean Tuk Tours	Tuktoyaktuk	\$ 16,200
Tundra North Tours	Inuvik	\$ 50,000

Recipient	Community	Amount
Total Dehcho		\$534,502
Black Feather	Fort Simpson	\$ 17,855
Canoe North Adventures	Fort Simpson	\$ 18,000
Darrell's Welding Ltd.	Fort Simpson	\$ 16,200
Deh Cho Suites	Fort Simpson	\$ 34,142
Ehmbee Ltd.	Fort Simpson	\$ 34,718
Fort Simpson Lodging	Fort Simpson	\$ 17,218
Fort Simpson Recreation Society	Fort Simpson	\$ 39,312
Greenway Holdings Ltd.	Fort Simpson	\$ 16,062
Janor Guest House	Fort Simpson	\$ 24,197
K'iyeli Translation, Interpreting	Fort Simpson	\$ 7,000
Lady Slipper Lodge N.W.T. Ltd	Fort Simpson	\$ 24,486
Liard Valley General Store	Fort Liard	\$ 25,393
Liidlii Kue First Nation	Fort Simpson	\$ 28,568
Nahanni Mountain Lodge Ltd.	Fort Simpson	\$ 50,000
Nahanni River Expediting	Nahanni Butte	\$ 15,405
Nahanni Wilderness Adventures Ltd.	Fort Simpson	\$ 37,475
North Nahanni Naturalist Lodge Ltd.	Fort Simpson	\$ 50,000
Pehdzeh Ki First Nation	Wrigley	\$ 9,360
Sambaa K'e Development Corporation Ltd.	Sambaa K'e	\$ 17,092
Shehtah Adventures	Fort Simpson	\$ 12,905
South Nahanni Outfitters Ltd.	Fort Simpson	\$ 10,000
Tah-Chay Adventures	Fort Simpson	\$ 29,114
Recipient	Community	Amount
Total HQ		\$ -
Total of all contributions:		\$2,132,741

SUPPLEMENT FOR TOURISM ACCOMMODATION RELIEF (STAR) PROGRAM

Purpose

Funding relief to accommodation providers offering three or more rooms in the Northwest Territories who have been and/or are being negatively impacted by the COVID-19 pandemic.

Eligibility

Business owners offering three or more rooms in the NWT for whom providing accommodations is the primary source of income; including sole-proprietors, partnerships, and incorporated companies, who were in operation prior to April 1, 2020, and during the time period for which support was being requested; and operated at a loss over the period of the program as a direct result of travel restrictions

Grant/Contribution

Contribution

Maximum Amount Available Per Applicant

The maximum contribution available is up to \$400 per room per month up to the point of breaking even (e.g. not suffering a loss, but not making a profit).

Program Budget

\$2,450,000 for the 2021-2022 fiscal year

Program Manager

Regional Superintendents

Policy Authority

Established under authority of the Minister of Industry, Tourism and Investment.

Application Process

Eligible accommodation providers will be required to complete, sign and submit an Application Form and provide required supporting documentation.

Results Reporting

\$935,569 was distributed to qualifying accommodations (Table 21)

Table 21: Support for Tourism Accommodation Relief

Recipient	Community	Amount
Total South Slave Region		\$135,177
Darrell's Welding Ltd.	Fort Smith	\$ 25,657
Dean, Darrell	Fort Smith	\$ 76,971
Greenway Holdings Ltd.	Hay River	\$ 32,549
Total North Slave Region		\$664,392
Quality Inn & Suites	Yellowknife	\$ 297,600
Embleton, Faith	Yellowknife	\$ 18,092
Quality Inn & Suites	Yellowknife	\$ 297,600
Sonny Aurora Tours	Yellowknife	\$ 19,200
Yellowknife Travelers Lodging House	Yellowknife	\$ 31,900
Total Sahtu Region		\$136,000
Grey Goose Lodge Ltd.	Deline	\$ 96,000
Sahtu Dene Inn Inc.	Norman Wells	\$ 40,000
Total Beaufort Delta Region		\$-
Total Dehcho		\$-
Total HQ		\$-
Total of all contributions:		\$ 935,569

MINERAL AND PETROLEUM RESOURCES

MINERAL RESOURCES

MINERAL DEVELOPMENT STRATEGY AND IMPLEMENTATION PLAN AND VARIOUS INITIATIVES

Purpose

Support of groups and initiatives contributing to the growth and capacity of the NWT mineral resource sector.

Eligibility

Strategic partners and stakeholders in the mineral sector whose actions support one or more of the strategic pillars set out under the Mineral Development Strategy (MDS).

Grant/Contribution

Contribution

Maximum Amount Available Per Applicant

The maximum amount allocated per applicant varies based on the initiative.

Program Budget

N/A

Program Manager

Directors of the Mineral and Petroleum Resources Division or the NWT Geological Survey

Policy Authority

Established under authority of the Minister of Industry, Tourism and Investment

Application Process

Funding is provided through application to one of the Program Managers.

Results Reporting

\$1.1 million was distributed to qualifying organizations for the 2021-2022 fiscal year (Table 22)

Table 22: Organization Amount Program Details and Description

Recipient	Project/Purpose	Amount
NWT & Nunavut Chamber of Mines	Mining initiatives	\$ 108,025
Indigenous Mineral Development Support Program		\$ 97,162
Acho Dene Koe First Nation"	Assist with costs to attend AME Roundup Conference	\$ 12,550
Northwest Territory Metis Nation	Assist with costs to attend AME Roundup Conference	\$ 11,000
Akaiicho Territory Government	Assist with costs to attend AME Roundup Conference	\$ 9,200
Mine Training Society	Assist with costs to attend AME Roundup Conference	\$ 47,212
North Slave Metis Alliance	Assist with costs to attend AME Roundup Conference	\$ 9,000
"Tlicho Government	Assist with costs to attend AME Roundup Conference	\$ 8,200
PDAC Mining Matters	Regional Mineral Development Implementation	\$ 81,700
Industrial initiatives Various - Indigenous Engagements		\$ 298,000
Deninu Ku'e First Nations	Diavik Measure 6	\$ 32,000
Fort Resolution Metis Government	Diavik Measure 6	\$ 32,000
Lutsel K'e Dene First Nation	Diavik Measure 6	\$ 32,000
North Slave Metis Alliance	Diavik Measure 6	\$ 23,600
Northwest Territory Metis Nation	Diavik Measure 6	\$ 32,000
Tlicho Government	Diavik Measure 6	\$ 32,000
Yellowknives Dene First Nation	Diavik Measure 6	\$ 54,400
Deninu Ku'e First Nations	SEA Program Review	\$ 10,000
Lutsel K'e Dene First Nation	SEA Program Review	\$ 10,000
North Slave Metis Alliance	SEA Program Review	\$ 10,000
Northwest Territory Metis Nation	SEA Program Review	\$ 10,000
Tlicho Government	SEA Program Review	\$ 10,000
Yellowknives Dene First Nation	SEA Program Review	\$ 10,000
Minerals and Petroleum Resources Various		\$ 521,581
Mine Training Society	Delivery of Prospector Training Programs	\$ 94,424
Yukon Gold Mining Alliance	Invest Canada North Promotions campaign and Video Production	\$ 40,000
Deline Got'ine Government	Assist with cost to attend Arctic Energy and Resource Symposium	\$ 14,737
Inuvialuit Petroleum Corporation	Assist with costs for Inuvialuit Energy Security Project Engineering and Design work	\$ 300,000
Inuvialuit Regional Corporation	Assist with cost to attend Arctic Energy and Resource Symposium	\$ 11,420
NWT Chamber of Commerce	Assist with costs for NWT open house at Arctic Energy and Resource Symposium	\$ 16,000
Sahtu Renewable Resources Board	Assist with costs to complete Oil and Gas History of the Sahtu region	\$ 40,000
Sahtu Secretariat Inc.	Assist with cost to attend Arctic Energy and Resource Symposium	\$ 5,000
Mineral Resource Act Implementation		\$ 22,050
North Slave Metis Alliance	Legal and/or Technical participation in the technical working Group for legislation development	\$ 22,050
TOTAL		\$1,128,518

MINING INCENTIVE PROGRAM

Purpose

Stimulate and sustain mineral exploration activities throughout the NWT and reduce the risk associated with grassroots mineral exploration.

Eligibility

Applicants must be individual prospectors or exploration companies, licensed to operate in the NWT, who propose new exploration projects or are already carrying out NWT mineral exploration work.

Grant/Contribution

Contribution

Maximum Amount Available Per Applicant

Prospectors may apply for up to \$25,000 in funding. Mineral exploration companies may apply for up to \$240,000 in funding (up to 60 per cent of eligible expenses). (This program was adjusted during COVID to provide more substantive support to the sector)

Program Budget

\$1,000,000 plus \$500,000 from CanNor to support advanced exploration.

Program Manager

Northwest Territories Geological Survey (NTGS).

Policy Authority

Established under the authority of the Minister of Industry, Tourism and Investment

Application Process

Annual applications are evaluated based on ranking criteria to assess the merits of the proposed mineral exploration activities and a balance between the amount of funding awarded to successful applicants and the total number of proposals funded.

Results Reporting

\$1,000,000 was distributed over 14 projects in North Slave and Sahtu regions. Five projects received \$100,000 MIP enhancement each for a total of \$500,000.

Table 23: 2020-21 Mining Incentive Program Recipients and Region

Recipient	Target Commodity	Region	Amount
Arctic Star Exploration Corp.	Diamonds	North Slave	\$ 180,000
Bachynski, Ryan	Rare Earth Elements	North Slave	\$ 21,250
Canadian Zinc Corporation	Zinc	Sahtu	\$ 96,000
Dewar, Lane	Gold	North Slave	\$ 18,750
Fortune Minerals Limited	Cobalt, Gold, and Base metals	North Slave	\$ 144,000
BNT Gold Resources	Gold	North Slave	\$ 39,388
Golden Planet Mining Corp.	Gold	North Slave	\$ 120,000
Kennady Diamonds Inc.	Diamonds	North Slave	\$ 168,000
Mowbray, Arthur	Gold, Basemetals	North Slave	\$ 18,484
Nickerson, Dave	Uranium	North Slave	\$ 18,000
Rover Metals Corp.	Gold	North Slave	\$ 120,000
Smith, Dave	Diamonds, Barite, Gold	North Slave	\$ 18,750
Suchan, Jared	Diamonds	North Slave	\$ 20,000
Yakeleya, Danny	Gold	Sahtu	\$ 18,750
Total Funding Awarded			\$ 1,001,372

Table 24: Mining Incentive Program Enhancement Recipients and Region

Recipient	Target Commodity	Region	Amount
Cheetah Resources Corp.	Rare Earth Elements	North Slave	\$ 100,000
Fortune Minerals Limited	Colbalt, Gold, Base metals	North Slave	\$ 100,000
Gold Terra Resource Corp.	Gold	North Slave	\$ 100,000
Kennady Diamonds Inc.	Diamonds	North Slave	\$ 100,000
Rover Metals Corp.	Gold	North Slave	\$ 100,000
Total Funding Awarded			\$ 500,000

NWT GEOLOGICAL SURVEY VARIOUS CONTRIBUTIONS TO SCIENTIFIC RESEARCH

Purpose

NTGS negotiates contributions with various universities to carry out research that leverages the expertise, capacity, and scientific productivity of the NTGS.

Eligibility

Selected researchers and students are invited to apply.

Grant/Contribution

Contribution

Maximum Amount Available Per Applicant

Up to \$75,000 depending on the nature of the research project and the applicant's proposal.

Program Budget

Research plans and budgets are set in conjunction with

planning the NTGS scientific program for each budget year.

Program Manager

Northwest Territories Geological Survey

Policy Authority

Established under the authority of the Minister of Industry, Tourism and Investment.

Application Process

Qualified researchers are invited based on a match between NTGS needs and the scientific expertise of the researcher or research institution.

Results Reporting

\$303,870 was distributed for 15 projects in partnership with 11 Universities across Canada.

Table 25: Expenditures and Results

NWT Geological Survey - Various Project/Purpose		Amount
Carleton University	Morphology, provenance, and origin of Canada's longest esker and the till-poor corridor it resides in	\$ 20,000
Dalhousie University	Composition of reaction rims on ilmenite and chromite macrocrysts as an indicator of magmatic fluid in kimberlites, and its role in magma emplacement process and diamond preservation.	\$ 20,000
Institut National de la recherche Laurentian University	Geothermal Potential of Flooded Underground Mines: Con Mine Study, NWT, Canada Nonacho Basement Rocks study	\$ 19,550 \$ 6,900
Queen's University	Novel Mining Ideas for the NWT: Environmental considerations for reprocessing Cantung tailings and extracting REES from bastnaesite	\$ 60,950
Saint Mary's University	Uranium and magnetite mineralization around Nonacho Lake	\$ 15,750
University of Alberta	Assessing reservoir quality and establishing a sequence stratigraphic framework of Middle to Upper Devonian Shales of the Central Mackenzie Valley, Northwest Territories using sedimentology, ichnologic, and geochemical parameters	\$ 13,450
University of Alberta	Gold and tungsten metallogeny in the Northwest Territories	\$ 31,970
University of Alberta	Temporal and spatial evolution of ore-forming fluids at Pine Point and Salmita, NWT, Canada	\$ 19,550
University of Alberta	Nonacho Basement Rocks study	\$ 10,350
University of British Columbia	Kimberlite Discovery Under Cover with Microbial Analysis	\$ 27,000
University of Calgary	Thermal Evolution of Phanerozoic Sediments of the Southern Northwest Territories	\$ 25,000
University of Regina	Hill Island/Waugh Lake Assemblages project	\$ 6,900
University of Waterloo	Impact of multiple ice flow directions on indicator mineral dispersal	\$ 3,500
University of Waterloo	Till stratigraphic and provenance analysis in the Dessert Lake drumlin field (NTS map 85K and part of 85F)	\$ 23,000
Grand Total		\$ 303,870



APPENDIX A

SEED 2022 DETAIL

APPENDIX A: Support For Entrepreneur And Economic Development Policy Industry, Tourism and Investment 2021-2022

Beaufort-Delta					
Unique	Overall	Region	Business Name	Community	Total \$ Disbursed
1	1	1	Adam (Ettagiak), Sarah	Tuktoyaktuk	\$1,512
2	2	2	Ahklavik Development Corporation	Aklavik	\$17,216
3	3	3	Akoakhsion, Mary	Ulukhaktok	\$1,631
4	4	4	Alanak, Anita	Ulukhaktok	\$1,841
5	5	5	Allen, Terrance	Inuvik	\$2,567
6	6	6	Amos, Bambi	Inuvik	\$1,043
7	7	7	Andre, Jenny	Tsiigehtchic	\$5,000
8	8	8	Andre, May	Fort McPherson	\$1,255
9	9	9	Arctic Chalet Ltd.	Inuvik	\$4,513
10	10	10	Arey, Nellie	Aklavik	\$1,320
11	11	11	Arey, Shayla	Aklavik	\$3,254
12	12	12	Beaufort Sea Adventures	Tuktoyaktuk	\$5,000
13	13	13	Bleakney, Simera	Inuvik	\$4,310
14	14	14	Bobby Ross Cleaning,	Inuvik	\$1,806
15	15	15	Children First Society,	Inuvik	\$8,600
16	16	16	Cockney, Mary	Inuvik	\$3,808
17	17	17	Cynthia's Bed & Breakfast	Inuvik	\$2,189
18	18	18	Dosedel, Wilma	Inuvik	\$602
-	19	19	Dosedel, Wilma	Inuvik	\$1,321
19	20	20	Elanik, Nadean	Inuvik	\$649
20	21	21	Elanik, Therese	Aklavik	\$4,066
21	22	22	Elias, Corinne	Fort McPherson	\$2,160
22	23	23	Elias, Zarah-Lynn G.,	Fort McPherson	\$448
23	24	24	Felix, Annie	Tuktoyaktuk	\$4,105
24	25	25	Firewalker N.T. (Marty Verbonac)	Inuvik	\$900
25	26	26	Firth, Eliza	Inuvik	\$3,809
26	27	27	Francey, Mary-Anne	Inuvik	\$4,737
27	28	28	Frosty's Arctic Pub and Apartment Hotel 2004 Ltd.	Inuvik	\$25,000
28	29	29	Goose, Annie Isabel	Ulukhaktok	\$1,007
29	30	30	Goose, Rex Gordon Morris	Ulukhaktok	\$2,500
30	31	31	Gordon, Pamela Faith	Aklavik	\$1,210
31	32	32	Gordon, Sandra	Inuvik	\$3,714
32	33	33	Great Northern Arts Festival Society	Inuvik	\$25,000
33	34	34	Gwich'in Development Corporation	Inuvik	\$25,000
34	35	35	Hamlet of Paulatuk	Paulatuk	\$13,440
35	36	36	Illasiak, Shelley	Paulatuk	\$1,474
36	37	37	Inuktalik, Kate	Ulukhaktok	\$3,466
37	38	38	Inuktalik, Rose	Ulukhaktok	\$1,230
38	39	39	Kayotuk, Rosa	Inuvik	\$393
-	40	40	Kayotuk, Rosa	Inuvik	\$1,944

	Program	Category	Primary Sector
	Micro-Business	Tools, Equipment and Raw Materials	Arts and Crafts
	Entrepreneur Support	Asset Acquisition	Accommodation and Food Services
	Micro-Business	Tools, Equipment and Raw Materials	Arts and Crafts
	Micro-Business	Tools, Equipment and Raw Materials	Arts and Crafts
	Micro-Business	Other Self-Employment	Other Services
	Micro-Business	Tools, Equipment and Raw Materials	Arts and Crafts
	Micro-Business	Tools, Equipment and Raw Materials	Other Services
	Micro-Business	Tools, Equipment and Raw Materials	Arts and Crafts
	Entrepreneur Support	COVID19 - Bookkeeping Support	Finance and Insurance
	Micro-Business	Tools, Equipment and Raw Materials	Arts and Crafts
	Micro-Business	Tools, Equipment and Raw Materials	Arts and Crafts
	Micro-Business	Tools, Equipment and Raw Materials	Entertainment and Recreation
	Micro-Business	Tools, Equipment and Raw Materials	Arts and Crafts
	Micro-Business	Other Self-Employment	Other Services
	Community Economic Development	Plans and Planning	Business Services
	Micro-Business	Tools, Equipment and Raw Materials	Arts and Crafts
	Micro-Business	Tools, Equipment and Raw Materials	Accommodation and Food Services
	Micro-Business	Tools, Equipment and Raw Materials	Arts and Crafts
	Micro-Business	Tools, Equipment and Raw Materials	Arts and Crafts
	Micro-Business	Tools, Equipment and Raw Materials	Arts and Crafts
	Micro-Business	Tools, Equipment and Raw Materials	Arts and Crafts
	Micro-Business	Tools, Equipment and Raw Materials	Arts and Crafts
	Micro-Business	Tools, Equipment and Raw Materials	Arts and Crafts
	Micro-Business	Tools, Equipment and Raw Materials	Arts and Crafts
	Micro-Business	Tools, Equipment and Raw Materials	Arts and Crafts
	Micro-Business	Tools, Equipment and Raw Materials	Arts and Crafts
	Entrepreneur Support	COVID19 - Bookkeeping Support	Other Services
	Micro-Business	Tools, Equipment and Raw Materials	Arts and Crafts
	Micro-Business	Tools, Equipment and Raw Materials	Arts and Crafts
	Entrepreneur Support	Operational Support	Entertainment and Recreation
	Micro-Business	Tools, Equipment and Raw Materials	Arts and Crafts
	Micro-Business	Tools, Equipment and Raw Materials	Arts and Crafts
	Micro-Business	Tools, Equipment and Raw Materials	Arts and Crafts
	Micro-Business	Tools, Equipment and Raw Materials	Film
	Community Economic Development	Community Events	Arts and Crafts
	Community Economic Development	Plans and Planning	Public Administration
	Community Economic Development	Community Events	Entertainment and Recreation
	Micro-Business	Tools, Equipment and Raw Materials	Arts and Crafts
	Micro-Business	Tools, Equipment and Raw Materials	Arts and Crafts
	Micro-Business	Tools, Equipment and Raw Materials	Arts and Crafts
	Micro-Business	Tools, Equipment and Raw Materials	Arts and Crafts
	Micro-Business	Tools, Equipment and Raw Materials	Arts and Crafts

Beaufort-Delta					
Unique	Overall	Region	Business Name	Community	Total \$ Disbursed
39	41	41	Kimiksana, Brenda	Tuktoyaktuk	\$3,823
40	42	42	Klengenberg, Laverna	Ulukhaktok	\$624
41	43	43	Kudlak, Mary	Ulukhaktok	\$820
42	44	44	Kuptana, Catherine	Paulatuk	\$1,250
43	45	45	Loreen, Caroline J.	Tuktoyaktuk	\$2,346
44	46	46	McLeod, Laura	Aklavik	\$1,009
45	47	47	McPherson, Rose (Rosie)	Fort McPherson	\$1,955
46	48	48	MGM Bus Services Ltd.	Inuvik	\$19,923
47	49	49	Nerysoo, Glenda KB	Inuvik	\$3,285
48	50	50	Neyando, Emily	Fort McPherson	\$1,467
49	51	51	Nogasak, Priscilla	Tuktoyaktuk	\$983
50	52	52	Notaina, Margaret	Ulukhaktok	\$1,499
51	53	53	Nuttall, Elizabeth E.	Tuktoyaktuk	\$665
52	54	54	Nuyaviak, Kayla	Tuktoyaktuk	\$4,527
53	55	55	Okheena, Denise	Ulukhaktok	\$1,138
54	56	56	Olifie, Gilbert	Ulukhaktok	\$1,698
55	57	57	Ovayuak, Marjorie	Tuktoyaktuk	\$3,338
56	58	58	Panaktalok, Lennette	Tuktoyaktuk	\$2,458
57	59	59	Pokiak, Verna	Tuktoyaktuk	\$4,279
58	60	60	Prodromidis, Winnifred	Fort McPherson	\$956
59	61	61	Raddi, Bernice,	Tuktoyaktuk	\$2,140
60	62	62	Raddi, Crystal	Tuktoyaktuk	\$2,554
61	63	63	Raddi, Deborah	Tuktoyaktuk	\$1,981
62	64	64	Raddi, Freda	Tuktoyaktuk	\$2,603
63	65	65	Shiloh Ltd.	Inuvik	\$15,000
64	66	66	Sky Enterprises	Aklavik	\$6,080
65	67	67	Smith, Dustin	Inuvik	\$2,268
66	68	68	Steen, Meeka	Tuktoyaktuk	\$4,840
67	69	69	Stewart, Ida B	Inuvik	\$1,821
68	70	70	Teddy, Charmaine	Tuktoyaktuk	\$1,435
69	71	71	The Black Bird Village	Inuvik	\$16,000
70	72	72	Town of Inuvik	Inuvik	\$75,000
71	73	73	Tuktoyaktuk Community Corporation	Tuktoyaktuk	\$4,200
72	74	74	Tuktoyaktuk Development Corporation	Tuktoyaktuk	\$25,000
73	75	75	Villeneuve, Celine	Inuvik	\$3,227
74	76	76	Wolki, Celina	Paulatuk	\$3,458
75	77	77	Wolki, Jennifer	Tuktoyaktuk	\$3,964
76	78	78	Wolki, Melannie	Paulatuk	\$1,043
					\$425,697

Decho					
Unique	Overall	Region	Business Name	Community	Total \$ Disbursed
77	79	1	3119378 Canada Inc. (o/a South Nahanni Airways)	Fort Simpson	\$23,136
78	80	2	506444 NWT Ltd. (o/a Pandaville Restaurant)	Fort Simpson	\$18,615
79	81	3	507106 NWT Ltd.	Fort Simpson	\$4,400
80	82	4	507498 NWT Ltd.	Fort Simpson	\$23,788
81	83	5	507557 NWT Ltd. (o/a Double "A" Ventures)	Fort Simpson	\$9,180
-	84	6	507557 NWT Ltd. (o/a Double "A" Ventures)	Fort Simpson	\$7,500
82	85	7	507692 NWT Ltd.	Fort Simpson	\$24,000
83	86	8	6395 NT Inc.	Fort Simpson	\$12,930
84	87	9	ADK Holdings Ltd.	Fort Simpson	\$58,353
85	88	10	Antoine, Jonathan (o/a Lower Life Productions)	Fort Simpson	\$4,839
86	89	11	Bellefontaine, Troy (o/a Beauty Rest)	Fort Simpson	\$25,000
87	90	12	Blyth, William	Fort Simpson	\$2,800
88	91	13	Bradbury Services Ltd.	Fort Simpson	\$25,000
89	92	14	Canoe North Adventures (Al Pace & Lin Ward)	Fort Simpson	\$7,500
90	93	15	Cholo, Edward	Fort Simpson	\$980
91	94	16	Cox, Mary (o/a Falling Tree Productions)	Fort Simpson	\$4,500
92	95	17	Cumberland, Karen	Fort Liard	\$780
93	96	18	Ehmbee Ltd.	Fort Simpson	\$25,000
-	97	19	Ehmbee Ltd.	Fort Simpson	\$5,000
94	98	20	Figure 8 Limited (o/a DehCho Suites)	Fort Simpson	\$20,537
95	99	21	Fort Simpson Chamber of Commerce	Fort Simpson	\$4,500
96	100	22	Fort Simpson Historical Society	Fort Simpson	\$9,346
97	101	23	Fort Simpson Recreation Society	Fort Simpson	\$25,000
98	102	24	Goose Flying Corporation	Fort Simpson	\$25,000
-	103	25	Goose Flying Corporation	Fort Simpson	\$4,697
99	104	26	Jackpine Paddle Inc.	Fort Simpson	\$10,000
100	105	27	K'iyeli Translation, Interpreting & Transcribing Services	Fort Simpson	\$10,073
101	106	28	Kotchea, Cathy	Fort Liard	\$2,625
102	107	29	Lady Slipper Lodge N.W.T. Ltd. (formerly 507026 NWT Ltd.)	Fort Simpson	\$18,160
-	108	30	Lady Slipper Lodge N.W.T. Ltd. (formerly 507026 NWT Ltd.)	Fort Simpson	\$5,850
103	109	31	Letcher, Loyal (o/a Liidlii Kue Cottage Rentals)	Fort Simpson	\$14,861
104	110	32	Liard Valley General Store and Motel Ltd.	Fort Liard	\$7,500
-	111	33	Liard Valley General Store and Motel Ltd.	Fort Liard	\$23,992
105	112	34	Liidlii Kue First Nation	Fort Simpson	\$25,000
-	113	35	Liidlii Kue First Nation	Fort Simpson	\$2,484
106	114	36	Maroda Enterprises Ltd.	Fort Simpson	\$12,268
107	115	37	Mcleod, Preston (o/a Ndeh Nezu Ketsendih)	Fort Simpson	\$6,470
108	116	38	Nahanni Butte Dene Band / First Nation	Fort Simpson	\$7,207
109	117	39	Nahanni Butte General Store Ltd.	Nahanni Butte	\$7,500
110	118	40	Nahanni Inn	Fort Simpson	\$25,000
-	119	41	Nahanni Inn	Fort Simpson	\$6,750
111	120	42	Nahanni Wilderness Adventures	Fort Simpson	\$5,175
112	121	43	Nailicho Ventures Ltd	Fort Simpson	\$25,000
113	122	44	North Star Adventures Ltd.	Fort Simpson	\$4,150

Program	Category	Primary Sector
Entrepreneur Support	Asset Acquisition	Travel and Tourism
Entrepreneur Support	Asset Acquisition	Accommodation and Food Services
Entrepreneur Support	Start-Up Funding	Real Estate and Rental and Leasing
Entrepreneur Support	Asset Acquisition	Construction
Entrepreneur Support	Start-Up Funding	Transportation and Warehousing
Entrepreneur Support	COVID19 - Bookkeeping Support	Transportation and Warehousing
Entrepreneur Support	Start-Up Funding	Real Estate and Rental and Leasing
Entrepreneur Support	Asset Acquisition	Retail Trade
Strategic Investment	Strategic Investment	Construction
Micro-Business	Film Making	Film
Entrepreneur Support	Asset Acquisition	Accommodation and Food Services
Entrepreneur Support	Start-Up Funding	Construction
Entrepreneur Support	Asset Acquisition	Construction
Entrepreneur Support	COVID19 - Bookkeeping Support	Travel and Tourism
Micro-Business	Tools, Equipment and Raw Materials	Traditional Harvesting
Entrepreneur Support	COVID19 - Bookkeeping Support	Film
Micro-Business	Tools, Equipment and Raw Materials	Arts and Crafts
Entrepreneur Support	Asset Acquisition	Accommodation and Food Services
Entrepreneur Support	COVID19 - Bookkeeping Support	Accommodation and Food Services
Entrepreneur Support	Asset Acquisition	Accommodation and Food Services
Entrepreneur Support	COVID19 - Bookkeeping Support	Business Services
Entrepreneur Support	Asset Acquisition	Arts and Crafts
Entrepreneur Support	Asset Acquisition	Entertainment and Recreation
Entrepreneur Support	Asset Acquisition	Travel and Tourism
Entrepreneur Support	Asset Acquisition	Travel and Tourism
Entrepreneur Support	Marketing and Product Development	Travel and Tourism
Entrepreneur Support	Asset Acquisition	Travel and Tourism
Micro-Business	Tools, Equipment and Raw Materials	Arts and Crafts
Entrepreneur Support	Start-Up Funding	Accommodation and Food Services
Entrepreneur Support	COVID19 - Bookkeeping Support	Accommodation and Food Services
Entrepreneur Support	Marketing and Product Development	Accommodation and Food Services
Entrepreneur Support	COVID19 - Bookkeeping Support	Accommodation and Food Services
Entrepreneur Support	Asset Acquisition	Retail Trade
Community Economic Development	Community Events	Public Administration
Business Intelligence and Networking	Business Intelligence and Networking	Public Administration
Entrepreneur Support	COVID19 - Operational Support	Accommodation and Food Services
Entrepreneur Support	Asset Acquisition	Forestry and Logging
Community Economic Development	Community Events	Public Administration
Entrepreneur Support	COVID19 - Bookkeeping Support	Retail Trade
Entrepreneur Support	Asset Acquisition	Accommodation and Food Services
Entrepreneur Support	COVID19 - Bookkeeping Support	Accommodation and Food Services
Entrepreneur Support	COVID19 - Bookkeeping Support	Travel and Tourism
Entrepreneur Support	Start-Up Funding	Transportation and Warehousing
Entrepreneur Support	COVID19 - Bookkeeping Support	Travel and Tourism

Decho

Unique	Overall	Region	Business Name	Community	Total \$ Disbursed
114	123	45	Okrainec, Ashley (o/a Reflected Connections Art)	Fort Simpson	\$2,248
-	124	46	Okrainec, Ashley (o/a Reflected Connections Art)	Fort Simpson	\$24,000
115	125	47	Open Doors Society	Fort Simpson	\$3,550
116	126	48	Open Sky Creative Society	Fort Simpson	\$6,986
-	127	49	Open Sky Creative Society	Fort Simpson	\$13,788
117	128	50	Sambaa K'e Development Corporation Ltd.	Trout Lake	\$13,320
118	129	51	Simon, Lucy	Jean Marie River	\$5,000
-	130	52	Simon, Lucy	Jean Marie River	\$754
119	131	53	T&D NWT Holdings Ltd.	Fort Simpson	\$2,250
120	132	54	Wilkes, William (o/a Fort Simpson Kennels)	Fort Simpson	\$25,000

\$689,342

North Slave

Unique	Overall	Region	Business Name	Community	Total \$ Disbursed
121	133	1	1190879 Alberta Ltd. (o/a Gold Range Hotel)	Yellowknife	\$12,500
-	134	2	1190879 Alberta Ltd. (o/a Gold Range Hotel)	Yellowknife	\$5,220
122	135	3	503758 NWT Ltd. (o/a Bullocks Bistro)	Yellowknife	\$10,748
-	136	4	503758 NWT Ltd. (o/a Bullocks Bistro)	Yellowknife	\$5,000
123	137	5	506639 NWT Ltd. (o/a The Cliff Restaurant)	Yellowknife	\$6,903
124	138	6	507044 NWT Ltd.	Yellowknife	\$12,500
125	139	7	507063 NWT Ltd. (o/a Harleys Hardrock Saloon)	Yellowknife	\$12,500
-	140	8	507063 NWT Ltd. (o/a Harleys Hardrock Saloon)	Yellowknife	\$7,500
-	141	9	507063 NWT Ltd. (o/a Harleys Hardrock Saloon)	Yellowknife	\$5,000
126	142	10	507121 NWT Ltd. (o/a Miniso Canada)	Yellowknife	\$11,908
127	143	11	507162 NWT Ltd. (o/a Barren Ground Coffee)	Yellowknife	\$5,090
-	144	12	507162 NWT Ltd. (o/a Barren Ground Coffee)	Yellowknife	\$5,000
128	145	13	507299 NWT Ltd.	Yellowknife	\$25,000
-	146	14	507299 NWT Ltd.	Yellowknife	\$2,930
129	147	15	507323 N.W.T. Ltd.	Yellowknife	\$5,094
130	148	16	507333 NWT Ltd. (o/a Yellowknife Loft)	Yellowknife	\$4,206
131	149	17	507385 NWT Ltd. (o/a Miranda Currie)	Yellowknife	\$16,282
-	150	18	507385 NWT Ltd. (o/a Miranda Currie)	Yellowknife	\$540
132	151	19	507676 N.W.T. Inc.	Yellowknife	\$20,000
133	152	20	5501 N.W.T. Ltd. (o/a Vietnamese Noodle House)	Yellowknife	\$11,595
134	153	21	5891 N.W.T. Ltd.	Yellowknife	\$12,169
135	154	22	6148 NWT Ltd. (o/a Flowers North)	Yellowknife	\$6,377
136	155	23	7214936 Canada Inc. (o/a Javaroma Gourmet Coffee)	Yellowknife	\$5,000
137	156	24	984239 NWT Ltd. (o/a Polar Tech Recreation)	Yellowknife	\$4,926
138	157	25	ABC Food Services Inc.	Yellowknife	\$6,889
139	158	26	Abel, Floyd (o/a Floyd's General Contracting)	Lutselk'e	\$25,000
140	159	27	Adzin, Lena	Behchoko	\$3,000
141	160	28	Alietum Ltd.	Yellowknife	\$7,041

Program	Category	Primary Sector
Entrepreneur Support	Start-Up Funding	Arts and Crafts
Entrepreneur Support	Asset Acquisition	Arts and Crafts
Community Economic Development	Community Events	Arts and Crafts
Entrepreneur Support	Asset Acquisition	Arts and Crafts
Community Economic Development	Community Events	Arts and Crafts
Entrepreneur Support	COVID19 - Bookkeeping Support	Public Administration
Micro-Business	Tools, Equipment and Raw Materials	Arts and Crafts
Business Intelligence and Networking	Business Intelligence and Networking	Arts and Crafts
Entrepreneur Support	COVID19 - Bookkeeping Support	Other Services
Entrepreneur Support	Asset Acquisition	Other Services

Program	Category	Primary Sector
Entrepreneur Support	COVID19 - Operational Support	Entertainment and Recreation
Entrepreneur Support	COVID19 - Bookkeeping Support	Entertainment and Recreation
Entrepreneur Support	COVID19 - Operational Support	Accommodation and Food Services
Entrepreneur Support	COVID19 - Shutdown Loss Offset	Accommodation and Food Services
Entrepreneur Support	COVID19 - Bookkeeping Support	Other Services
Entrepreneur Support	COVID19 - Operational Support	Accommodation and Food Services
Entrepreneur Support	COVID19 - Operational Support	Entertainment and Recreation
Entrepreneur Support	COVID19 - Bookkeeping Support	Accommodation and Food Services
Entrepreneur Support	COVID19 - Shutdown Loss Offset	Finance and Insurance
Entrepreneur Support	COVID19 - Operational Support	Retail Trade
Entrepreneur Support	COVID19 - Operational Support	Retail Trade
Entrepreneur Support	COVID19 - Shutdown Loss Offset	Retail Trade
Entrepreneur Support	COVID19 - Business Pivot Support	Manufacturing
Entrepreneur Support	COVID19 - Bookkeeping Support	Travel and Tourism
Entrepreneur Support	COVID19 - Bookkeeping Support	Travel and Tourism
Entrepreneur Support	COVID19 - Operational Support	Retail Trade
Entrepreneur Support	Marketing and Product Development	Arts and Crafts
Micro-Business	Film Making	Film
Entrepreneur Support	Film Sponsorship	Film
Entrepreneur Support	COVID19 - Operational Support	Retail Trade
Entrepreneur Support	COVID19 - Operational Support	Accommodation and Food Services
Entrepreneur Support	COVID19 - Operational Support	Retail Trade
Entrepreneur Support	COVID19 - Operational Support	Accommodation and Food Services
Entrepreneur Support	COVID19 - Operational Support	Retail Trade
Entrepreneur Support	COVID19 - Operational Support	Retail Trade
Entrepreneur Support	Asset Acquisition	Construction
Micro-Business	Tools, Equipment and Raw Materials	Arts and Crafts
Entrepreneur Support	COVID19 - Bookkeeping Support	Professional, Scientific and Technical Services

North Slave

Unique	Overall	Region	Business Name	Community	Total \$ Disbursed
142	161	29	aMoral house of Cards (o/a Hollingshead, Jehova)	Yellowknife	\$2,170
143	162	30	Antoine, Melaw Cecile	Yellowknife	\$5,000
144	163	31	Arctic Duchess	Yellowknife	\$12,670
145	164	32	Asian Aurora Yellowknife Tourism Ltd.	Yellowknife	\$575
146	165	33	AuroraTours.net	N'Dilo	\$14,929
-	166	34	AuroraTours.net	Yellowknife	\$4,635
147	167	35	B. Dene Adventures Inc.	Dettah	\$5,000
-	168	36	B. Dene Adventures Inc.	Yellowknife	\$6,750
148	169	37	Beaulieu, Angus Louis	Behchoko	\$3,000
149	170	38	Beck, Rebecca	Yellowknife	\$2,000
150	171	39	Bekale, Juanita	Gameti	\$3,037
151	172	40	Bella Dance Academy Inc.	Yellowknife	\$14,134
152	173	41	Bettger, Andrea	Yellowknife	\$2,730
153	174	42	Birchwood Coffee Ko Ltd.	Yellowknife	\$5,000
154	175	43	Bishop, Janet	Yellowknife	\$2,430
155	176	44	Black, Nancy	N'Dilo	\$3,000
156	177	45	Boreal Cultivation Inc.	Yellowknife	\$23,315
157	178	46	Bourassa, Jessica	Yellowknife	\$250
158	179	47	Braden, Carmen (o/a Black Ice Sound)	Yellowknife	\$2,466
-	180	48	Braden, Carmen (o/a Black Ice Sound)	Yellowknife	\$1,558
159	181	49	Break Away Fitness Ltd.	Yellowknife	\$18,712
-	182	50	Break Away Fitness Ltd.	Yellowknife	\$5,000
160	183	51	Cartwright, Adrienne	Yellowknife	\$2,834
161	184	52	Catholique, Joseph	Lutselk'e	\$3,000
162	185	53	Cetana Neurotherapy Ltd.	Yellowknife	\$7,989
-	186	54	Cetana Neurotherapy Ltd.	Yellowknife	\$5,000
-	187	55	Cetana Neurotherapy Ltd.	Yellowknife	\$4,973
163	188	56	Chapple, Alexander David (o/a Chapple Enterprises)	Yellowknife	\$14,210
164	189	57	Cody Fennell (o/a Cody Fennell design)	Yellowknife	\$3,000
165	190	58	Collective Soul Co-operative Limited	Yellowknife	\$3,449
166	191	59	Continuum North Comprehensive Education and Health	Yellowknife	\$16,609
167	192	60	Coombs, Dan (o/a Coombs & Co.)	Yellowknife	\$3,500
168	193	61	Copper House Eatery + Lounge Inc.	Yellowknife	\$12,500
169	194	62	Copper Quartz Media Inc.	Yellowknife	\$3,375
170	195	63	Coumont, Shirley (o/a Love your Life! Coaching)	Yellowknife	\$731
171	196	64	Dene Divaz Traditional Arts & Crafts	N'Dilo	\$5,000
172	197	65	Desjardins, Meagan (o/a Etandah Organic Day Spa)	Yellowknife	\$5,000
-	198	66	Desjardins, Meagan (o/a Etandah Organic Day Spa)	Yellowknife	\$5,000
-	199	67	Desjardins, Meagan (o/a Etandah Organic Day Spa)	Yellowknife	\$7,500
173	200	68	Dobbin's Construction Ltd.	Yellowknife	\$3,850
174	201	69	Doctor, Dominic (o/a Dehk'e Enterprise)	Behchoko	\$12,912
175	202	70	Drybones, Daniel	Behchoko	\$6,250
176	203	71	Drybones, Victoria	Behchoko	\$2,000

	Program	Category	Primary Sector
	Business Intelligence and Networking	Business Intelligence and Networking	Arts and Crafts
	Entrepreneur Support	Film Development and Production	Film
	Entrepreneur Support	Marketing and Product Development	Travel and Tourism
	Entrepreneur Support	COVID19 - Operational Support	Travel and Tourism
	Entrepreneur Support	Asset Acquisition	Travel and Tourism
	Entrepreneur Support	COVID19 - Bookkeeping Support	Travel and Tourism
	Entrepreneur Support	Asset Acquisition	Travel and Tourism
	Entrepreneur Support	COVID19 - Bookkeeping Support	Travel and Tourism
	Micro-Business	Tools, Equipment and Raw Materials	Arts and Crafts
	Micro-Business	Tools, Equipment and Raw Materials	Arts and Crafts
	Micro-Business	Tools, Equipment and Raw Materials	Arts and Crafts
	Entrepreneur Support	COVID19 - Operational Support	Entertainment and Recreation
	Entrepreneur Support	Marketing and Product Development	Film
	Entrepreneur Support	COVID19 - Operational Support	Retail Trade
	Micro-Business	Tools, Equipment and Raw Materials	Arts and Crafts
	Micro-Business	Tools, Equipment and Raw Materials	Arts and Crafts
	Entrepreneur Support	Start-Up Funding	Agriculture
	Entrepreneur Support	COVID19 - Operational Support	Health Care and Social Assistance
	Entrepreneur Support	Marketing and Product Development	Entertainment and Recreation
	Community Economic Development	Community Events	Arts and Crafts
	Entrepreneur Support	COVID19 - Operational Support	Entertainment and Recreation
	Entrepreneur Support	COVID19 - Shutdown Loss Offset	Entertainment and Recreation
	Micro-Business	Film Making	Film
	Micro-Business	Tools, Equipment and Raw Materials	Arts and Crafts
	Entrepreneur Support	COVID19 - Operational Support	Other Services
	Entrepreneur Support	COVID19 - Shutdown Loss Offset	Health Care and Social Assistance
	Entrepreneur Support	COVID19 - Bookkeeping Support	Other Services
	Entrepreneur Support	Start-Up Funding	Professional, Scientific and Technical Services
	Entrepreneur Support	COVID19 - Shutdown Loss Offset	Professional, Scientific and Technical Services
	Entrepreneur Support	COVID19 - Operational Support	Educational Services
	Entrepreneur Support	Marketing and Product Development	Educational Services
	Micro-Business	Other Self-Employment	Retail Trade
	Entrepreneur Support	COVID19 - Operational Support	Entertainment and Recreation
	Entrepreneur Support	Film Marketing and Promotion	Film
	Micro-Business	Other Self-Employment	Other Services
	Micro-Business	Other Self-Employment	Retail Trade
	Entrepreneur Support	COVID19 - Operational Support	Retail Trade
	Entrepreneur Support	COVID19 - Shutdown Loss Offset	Retail Trade
	Entrepreneur Support	COVID19 - Bookkeeping Support	Retail Trade
	Entrepreneur Support	Marketing and Product Development	Construction
	Entrepreneur Support	Asset Acquisition	Other Services
	Entrepreneur Support	Asset Acquisition	Forestry and Logging
	Micro-Business	Tools, Equipment and Raw Materials	Arts and Crafts

North Slave

Unique	Overall	Region	Business Name	Community	Total \$ Disbursed
177	204	72	Ecocare Dry Cleaning Ltd.	Yellowknife	\$4,437
178	205	73	Eh Five Tree Five Outdoor Adventure Products	Yellowknife	\$9,082
179	206	74	Erasmus Apparel Ltd.	Yellowknife	\$25,000
180	207	75	Event Rentals Yellowknife Ltd.	Yellowknife	\$4,875
181	208	76	F.C. Services Ltd.	Behchoko	\$12,207
-	209	77	F.C. Services Ltd.	Behchoko	\$5,549
-	210	78	F.C. Services Ltd.	Behchoko	\$3,865
182	211	79	Far North Photo Society	Yellowknife	\$8,632
183	212	80	Fishy People Inc.	Yellowknife	\$11,549
-	213	81	Fishy People Inc.	Yellowknife	\$792
184	214	82	Fox Den Martial Arts Inc.	Yellowknife	\$3,647
-	215	83	Fox Den Martial Arts Inc.	Yellowknife	\$2,189
-	216	84	Fox Den Martial Arts Inc.	Yellowknife	\$1,834
-	217	85	Fox Den Martial Arts Inc.	Yellowknife	\$1,575
185	218	86	Franki, Debra	Yellowknife	\$3,000
-	219	87	Franki, Debra	Yellowknife	\$2,000
186	220	88	Fraser, Roger (o/a Stitch'in Gwich'in)	Yellowknife	\$1,772
187	221	89	Gillian Whitehead Hair	Yellowknife	\$4,926
-	222	90	Gillian Whitehead Hair	Yellowknife	\$3,000
-	223	91	Gillian Whitehead Hair	Yellowknife	\$1,305
188	224	92	Goulet, Lucy	N'Dilo	\$3,000
189	225	93	Great Slave Bottling Company Ltd.	Yellowknife	\$5,000
190	226	94	Great Slave Fish Products Limited	Yellowknife	\$7,500
191	227	95	Ha, Thuy (o/a Thanh Dat Clothing and Gift Shop)	Yellowknife	\$5,000
192	228	96	Heinrichs, Heather (o/a Heather Heinrichs)	Yellowknife	\$10,000
-	229	97	Heinrichs, Heather (o/a Heather Heinrichs)	Yellowknife	\$20,000
193	230	98	Hudson, Daniel Fredrick	Yellowknife	\$2,000
194	231	99	Hung Fa Real Estate (o/a 4 Elements Orthopedic Massage)	Yellowknife	\$2,311
195	232	100	Iceblink	Yellowknife	\$6,814
196	233	101	Jackpine Paddle Inc.	Yellowknife	\$10,000
-	234	102	Jackpine Paddle Inc.	Yellowknife	\$7,110
197	235	103	Jaeb, Malcolm (o/a Malcom Jaeb)	Yellowknife	\$4,480
198	236	104	Ja-pain Inc.	Yellowknife	\$3,038
199	237	105	Jared Bihun Events Consulting	Yellowknife	\$1,145
200	238	106	Kolson, Kiera-Dawn	Yellowknife	\$5,000
201	239	107	Korea House	Yellowknife	\$8,397
202	240	108	Koyina, Harriet	Behchoko	\$3,000
203	241	109	Kristen Berkeley (o/a Amplify Outdoors)	Yellowknife	\$3,185
204	242	110	KT Smoke and Gift Shop Ltd.	Yellowknife	\$4,199
205	243	111	Lafferty, Dave	Behchoko	\$3,000
206	244	112	Lafferty-Zoe, Doreen	Behchoko	\$3,000
207	245	113	Laziza Sauces	Yellowknife	\$3,080
208	246	114	Lee, Mike (o/a Mike Lee)	Yellowknife	\$4,501

	Program	Category	Primary Sector
	Entrepreneur Support	COVID19 - Operational Support	Retail Trade
	Business Intelligence and Networking	Business Intelligence and Networking	Arts and Crafts
	Community Economic Development	COVID19 - Business Pivot Support	Entertainment and Recreation
	Entrepreneur Support	COVID19 - Operational Support	Retail Trade
	Entrepreneur Support	COVID19 - Operational Support	Other Services
	Entrepreneur Support	COVID19 - Bookkeeping Support	Retail Trade
	Entrepreneur Support	COVID19 - Shutdown Loss Offset	Other Services
	Community Economic Development	Community Events	Entertainment and Recreation
	Entrepreneur Support	COVID19 - Operational Support	Retail Trade
	Entrepreneur Support	COVID19 - Bookkeeping Support	Accommodation and Food Services
	Entrepreneur Support	COVID19 - Operational Support	Entertainment and Recreation
	Entrepreneur Support	COVID19 - Operational Support	Entertainment and Recreation
	Entrepreneur Support	COVID19 - Operational Support	Entertainment and Recreation
	Entrepreneur Support	COVID19 - Bookkeeping Support	Entertainment and Recreation
	Micro-Business	Tools, Equipment and Raw Materials	Arts and Crafts
	Micro-Business	Tools, Equipment and Raw Materials	Arts and Crafts
	Business Intelligence and Networking	Business Intelligence and Networking	Retail Trade
	Entrepreneur Support	COVID19 - Operational Support	Other Services
	Entrepreneur Support	COVID19 - Shutdown Loss Offset	Other Services
	Entrepreneur Support	COVID19 - Bookkeeping Support	Other Services
	Micro-Business	Tools, Equipment and Raw Materials	Arts and Crafts
	Entrepreneur Support	COVID19 - Operational Support	Retail Trade
	Entrepreneur Support	COVID19 - Bookkeeping Support	Fisheries
	Entrepreneur Support	COVID19 - Operational Support	Retail Trade
	Entrepreneur Support	Film Development and Production	Film
	Entrepreneur Support	Film Sponsorship	Film
	Micro-Business	Tools, Equipment and Raw Materials	Arts and Crafts
	Entrepreneur Support	COVID19 - Operational Support	Other Services
	Entrepreneur Support	COVID19 - Bookkeeping Support	Retail Trade
	Entrepreneur Support	Marketing and Product Development	Travel and Tourism
	Entrepreneur Support	COVID19 - Bookkeeping Support	Travel and Tourism
	Micro-Business	Prospector Support Program	Mining and Mineral Exploration
	Entrepreneur Support	COVID19 - Operational Support	Retail Trade
	Entrepreneur Support	COVID19 - Operational Support	Retail Trade
	Entrepreneur Support	Marketing and Product Development	Arts and Crafts
	Entrepreneur Support	COVID19 - Operational Support	Accommodation and Food Services
	Micro-Business	Tools, Equipment and Raw Materials	Arts and Crafts
	Micro-Business	Other Self-Employment	Retail Trade
	Entrepreneur Support	COVID19 - Operational Support	Retail Trade
	Micro-Business	Tools, Equipment and Raw Materials	Forestry and Logging
	Micro-Business	Tools, Equipment and Raw Materials	Arts and Crafts
	Micro-Business	Other Self-Employment	Retail Trade
	Micro-Business	Other Self-Employment	Professional, Scientific and Technical Services

North Slave					
Unique	Overall	Region	Business Name	Community	Total \$ Disbursed
209	247	115	LJJ Barbershop	Yellowknife	\$160
210	248	116	Lutsel K'e Dene First Nation	Lutselk'e	\$18,500
211	249	117	Mackenzie-Lafferty, Nandaiye Faith	Behchoko	\$1,000
212	250	118	Magrum, Patricia	Wekweeti	\$2,757
213	251	119	Makynen, Melanie	Yellowknife	\$2,100
214	252	120	Mantla, Justin	Whati	\$3,500
215	253	121	Marlowe, Peter	Lutselk'e	\$3,000
216	254	122	Marriott, Samantha	Yellowknife	\$2,013
217	255	123	Martin, Therese	Yellowknife	\$1,790
218	256	124	McNichol, Judith	Yellowknife	\$8,124
219	257	125	McNulty, Meredith (o/a Meredith McNulty)	Yellowknife	\$6,192
220	258	126	Megsie Developments,	Yellowknife	\$2,700
221	259	127	MJ's Express Services Ltd.	Yellowknife	\$7,193
222	260	128	Mohamed, Mohamed (o/a Savannah's Restaurant)	Yellowknife	\$5,000
223	261	129	Moosenose, Lena	Whati	\$3,575
224	262	130	Moosenose, Marie Rose	Whati	\$2,283
225	263	131	My World Children's Entertainment	Yellowknife	\$10,515
226	264	132	Naedzo, Beatrice	Behchoko	\$3,500
227	265	133	New Star Ltd.	Yellowknife	\$5,000
228	266	134	Neyelle, Kenny	Yellowknife	\$4,955
229	267	135	Nitsiza, Albert	Whati	\$3,400
230	268	136	Niziol, Leanne	Yellowknife	\$5,000
231	269	137	Norman, Sean (o/a Aurora Chaser)	Yellowknife	\$900
232	270	138	Northern Babe Teeth Whitening	Yellowknife	\$941
-	271	139	Northern Babe Teeth Whitening	Yellowknife	\$3,287
233	272	140	Northern Sky Films	Yellowknife	\$10,496
234	273	141	NWT Brewing Company Ltd.	Yellowknife	\$12,500
235	274	142	O'Beirne, Katie	Yellowknife	\$5,000
236	275	143	Old Town Community Association	Yellowknife	\$10,000
237	276	144	Olson, Jake (o/a YK Gold and Silver)	Yellowknife	\$1,309
238	277	145	Omega Marine	Yellowknife	\$3,119
-	278	146	Omega Marine	Yellowknife	\$731
239	279	147	Patterson, Olivia	Yellowknife	\$8,100
240	280	148	PH8 Studio Ltd.	Yellowknife	\$25,000
-	281	149	PH8 Studio Ltd.	Yellowknife	\$7,500
-	282	150	PH8 Studio Ltd.	Yellowknife	\$5,000
241	283	151	PlanIt North Inc.	Yellowknife	\$7,500
242	284	152	Qimmiq Kennels Ltd.	Yellowknife	\$10,386
243	285	153	Reflexology with Heather	Yellowknife	\$855
-	286	154	Reflexology with Heather	Yellowknife	\$873
244	287	155	Robertson, Keith	Yellowknife	\$3,500
-	288	156	Robertson, Keith	Yellowknife	\$2,993
245	289	157	Roy, Crystal,	Dettah	\$2,000
246	290	158	Ryan, Gregory	Yellowknife	\$22,197

	Program	Category	Primary Sector
	Entrepreneur Support	COVID19 - Shutdown Loss Offset	Other Services
	Community Economic Development	Plans and Planning	Travel and Tourism
	Micro-Business	Tools, Equipment and Raw Materials	Arts and Crafts
	Micro-Business	Tools, Equipment and Raw Materials	Arts and Crafts
	Micro-Business	Tools, Equipment and Raw Materials	Arts and Crafts
	Micro-Business	Other Self-Employment	Transportation and Warehousing
	Micro-Business	Tools, Equipment and Raw Materials	Arts and Crafts
	Entrepreneur Support	COVID19 - Operational Support	Health Care and Social Assistance
	Micro-Business	Tools, Equipment and Raw Materials	Arts and Crafts
	Entrepreneur Support	COVID19 - Operational Support	Retail Trade
	Entrepreneur Support	COVID19 - Operational Support	Retail Trade
	Entrepreneur Support	COVID19 - Bookkeeping Support	Real Estate and Rental and Leasing
	Entrepreneur Support	COVID19 - Bookkeeping Support	Other Services
	Entrepreneur Support	COVID19 - Operational Support	Retail Trade
	Micro-Business	Tools, Equipment and Raw Materials	Arts and Crafts
	Micro-Business	Tools, Equipment and Raw Materials	Arts and Crafts
	Entrepreneur Support	COVID19 - Operational Support	Entertainment and Recreation
	Micro-Business	Other Self-Employment	Other Services
	Entrepreneur Support	COVID19 - Operational Support	Entertainment and Recreation
	Micro-Business	Tools, Equipment and Raw Materials	Arts and Crafts
	Micro-Business	Tools, Equipment and Raw Materials	Forestry and Logging
	Micro-Business	Tools, Equipment and Raw Materials	Arts and Crafts
	Entrepreneur Support	COVID19 - Bookkeeping Support	Travel and Tourism
	Entrepreneur Support	COVID19 - Operational Support	Retail Trade
	Entrepreneur Support	COVID19 - Shutdown Loss Offset	Health Care and Social Assistance
	Entrepreneur Support	COVID19 - Operational Support	Entertainment and Recreation
	Entrepreneur Support	COVID19 - Operational Support	Retail Trade
	Micro-Business	Other Self-Employment	Other Services
	Community Economic Development	Community Events	Entertainment and Recreation
	Entrepreneur Support	COVID19 - Operational Support	Retail Trade
	Micro-Business	Other Self-Employment	Other Services
	Entrepreneur Support	COVID19 - Operational Support	Other Services
	Entrepreneur Support	COVID19 - Operational Support	Other Services
	Entrepreneur Support	COVID19 - Operational Support	Retail Trade
	Entrepreneur Support	COVID19 - Bookkeeping Support	Retail Trade
	Entrepreneur Support	COVID19 - Shutdown Loss Offset	Entertainment and Recreation
	Entrepreneur Support	COVID19 - Bookkeeping Support	Professional, Scientific and Technical Services
	Entrepreneur Support	COVID19 - Operational Support	Other Services
	Entrepreneur Support	COVID19 - Shutdown Loss Offset	Health Care and Social Assistance
	Entrepreneur Support	COVID19 - Operational Support	Health Care and Social Assistance
	Entrepreneur Support	Film Development and Production	Film
	Entrepreneur Support	Film Development and Production	Film
	Micro-Business	Tools, Equipment and Raw Materials	Arts and Crafts
	Entrepreneur Support	Marketing and Product Development	Film

North Slave					
Unique	Overall	Region	Business Name	Community	Total \$ Disbursed
247	291	159	Sadler, Gemma (o/a Furry Messages)	Yellowknife	\$3,000
248	292	160	Sarkadi, Laurie (o/a Laurie Sarkadi)	Yellowknife	\$1,050
249	293	161	Shakti Yoga & Fitness Ltd.	Yellowknife	\$5,889
-	294	162	Shakti Yoga & Fitness Ltd.	Yellowknife	\$5,000
250	295	163	Shiga, Shinsaku	Yellowknife	\$5,000
251	296	164	Snowking's Winter Festival	Yellowknife	\$25,000
252	297	165	Stake Restaurant	Yellowknife	\$12,500
253	298	166	Stanley Boxing & Fitness Inc.	Yellowknife	\$11,040
-	299	167	Stanley Boxing & Fitness Inc.	Yellowknife	\$5,000
254	300	168	Sunset Salon	Yellowknife	\$1,368
-	301	169	Sunset Salon	Yellowknife	\$3,150
255	302	170	Sushi North Inc.	Yellowknife	\$6,867
256	303	171	Taylor, Derrald	Yellowknife	\$4,690
257	304	172	The Black Knight Pub Limited	Yellowknife	\$12,342
258	305	173	The Hungry Wolf Restaurant	Yellowknife	\$14,951
259	306	174	The J Group Ltd. (o/a Peterson's Point Lake Lodge)	Yellowknife	\$1,800
-	307	175	The J Group Ltd. (o/a Peterson's Point Lake Lodge)	Yellowknife	\$5,250
260	308	176	Trapper's Hideaway Ltd. (TBI)	Behchoko	\$9,000
-	309	177	Trennert, Brendalynn	Yellowknife	\$2,072
261	310	178	Trinity Tactical Consulting Ltd.	Yellowknife	\$4,924
-	311	179	Trinity Tactical Consulting Ltd.	Yellowknife	\$4,500
262	312	180	Ts'iwa Inc.	Yellowknife	\$12,500
263	313	181	Ulbricht, Franziska,	Yellowknife	\$1,712
264	314	182	Vaillancourt, Stephanie (o/a Fish on the Bay)	Yellowknife	\$2,007
265	315	183	Van Stiphout, Sarah (o/a Cabin Snacks)	Yellowknife	\$14,672
266	316	184	Walden, Jennifer	Yellowknife	\$1,354
267	317	185	Wedawin, Alice	Whati	\$3,000
268	318	186	Wedawin, Cecilia	Gameti	\$2,860
269	319	187	Wesstrom, Doreen	N'Dilo	\$3,000
270	320	188	Wild Kitchen NWT Ltd.	Yellowknife	\$20,000
271	321	189	Williams Electronics Inc.	Yellowknife	\$9,243
272	322	190	Yellowknife Cab Ltd.	Yellowknife	\$3,686
273	323	191	Yellowknife Chamber of Commerce	Yellowknife	\$25,000
274	324	192	Yellowknife Outdoor Adventures Ltd.	Yellowknife	\$7,500
275	325	193	Yellowknife Racquet Club Ltd.	Yellowknife	\$5,000
-	326	194	Yellowknife Racquet Club Ltd.	Yellowknife	\$7,500
-	327	195	Yellowknife Racquet Club Ltd.	Yellowknife	\$7,500
276	328	196	Yellowknife Tours Ltd.	Yellowknife	\$10,000
					\$1,286,328

	Program	Category	Primary Sector
	Micro-Business	Other Self-Employment	Arts and Crafts
	Micro-Business	Other Self-Employment	Arts and Crafts
	Entrepreneur Support	COVID19 - Operational Support	Entertainment and Recreation
	Entrepreneur Support	COVID19 - Shutdown Loss Offset	Entertainment and Recreation
	Micro-Business	Tools, Equipment and Raw Materials	Forestry and Logging
	Community Economic Development	Community Events	Entertainment and Recreation
	Entrepreneur Support	COVID19 - Operational Support	Accommodation and Food Services
	Entrepreneur Support	COVID19 - Operational Support	Entertainment and Recreation
	Entrepreneur Support	COVID19 - Shutdown Loss Offset	Entertainment and Recreation
	Entrepreneur Support	COVID19 - Shutdown Loss Offset	Other Services
	Entrepreneur Support	COVID19 - Shutdown Loss Offset	Other Services
	Entrepreneur Support	COVID19 - Operational Support	Retail Trade
	Micro-Business	Tools, Equipment and Raw Materials	Arts and Crafts
	Entrepreneur Support	COVID19 - Operational Support	Accommodation and Food Services
	Entrepreneur Support	COVID19 - Operational Support	Retail Trade
	Entrepreneur Support	COVID19 - Bookkeeping Support	Travel and Tourism
	Entrepreneur Support	Marketing and Product Development	Accommodation and Food Services
	Entrepreneur Support	COVID19 - Operational Support	Retail Trade
	Entrepreneur Support	Marketing and Product Development	Arts and Crafts
	Entrepreneur Support	COVID19 - Operational Support	Educational Services
	Entrepreneur Support	COVID19 - Bookkeeping Support	Travel and Tourism
	Entrepreneur Support	COVID19 - Operational Support	Retail Trade
	Micro-Business	Film Making	Film
	Entrepreneur Support	COVID19 - Operational Support	Fisheries
	Entrepreneur Support	Asset Acquisition	Manufacturing
	Business Intelligence and Networking	Business Intelligence and Networking	Film
	Micro-Business	Tools, Equipment and Raw Materials	Arts and Crafts
	Micro-Business	Tools, Equipment and Raw Materials	Arts and Crafts
	Micro-Business	Tools, Equipment and Raw Materials	Arts and Crafts
	Entrepreneur Support	Film Sponsorship	Film
	Entrepreneur Support	COVID19 - Operational Support	Retail Trade
	Entrepreneur Support	COVID19 - Bookkeeping Support	Transportation and Warehousing
	Entrepreneur Support	Operational Support	Business Services
	Entrepreneur Support	COVID19 - Bookkeeping Support	Travel and Tourism
	Entrepreneur Support	COVID19 - Operational Support	Entertainment and Recreation
	Entrepreneur Support	COVID19 - Operational Support	Entertainment and Recreation
	Entrepreneur Support	COVID19 - Bookkeeping Support	Entertainment and Recreation
	Business Intelligence and Networking	Business Intelligence and Networking	Travel and Tourism

NWT Wide					
Unique	Overall	Region	Business Name	Community	Total \$ Disbursed
277	329	1	Denendeh Development Corporation	NWT-Wide	\$42,000
278	330	2	Music NWT	NWT-Wide	\$25,000
279	331	3	Northern Arts and Cultural Centre	NWT-Wide	\$25,000
280	332	4	NWT Community Futures Association	NWT-Wide	\$24,000
281	333	5	The NWT Professional Media Association	NWT-Wide	\$12,578
282	334	6	Western Arctic Moving Pictures	NWT-Wide	\$20,000
-	335	7	Western Arctic Moving Pictures	NWT-Wide	\$5,000
					\$153,578

Sahtu					
Unique	Overall	Region	Business Name	Community	Total \$ Disbursed
283	336	1	2B Taxi	Norman Wells	\$11,448
-	337	2	2B Taxi	Norman Wells	\$7,500
284	338	3	Arctic Circle Enterprises Ltd.	Fort Good Hope	\$23,200
285	339	4	Ayoni Keh" Land Corporation	Colville Lake	\$7,965
286	340	5	Baptiste, Brenda	Deline	\$1,000
287	341	6	Baton, Rita	Deline	\$2,144
288	342	7	Behdzi Ahda Society	Colville Lake	\$20,000
289	343	8	Berah Gutone Tue Enterprises Ltd.	Fort Good Hope	\$25,000
-	344	9	Berah Gutone Tue Enterprises Ltd.	Colville Lake	\$25,000
290	345	10	Betsidea, Arsenne	Deline	\$3,837
291	346	11	Beyonnie, Harold	Deline	\$5,000
292	347	12	Black Spruce Education	Norman Wells	\$20,000
293	348	13	Boiler Controls & Installations (2019) Ltd.	Norman Wells	\$25,000
294	349	14	Boniface, Mabel	Deline	\$3,368
295	350	15	Canol Outfitters Limited Partnership	Norman Wells	\$21,934
296	351	16	Deline Contracting Ltd.	Deline	\$23,920
297	352	17	Deline Got'ine Government	Deline	\$12,500
-	353	18	Deline Got'ine Government	Deline	\$25,000
298	354	19	Dene Nation	Norman Wells	\$10,000
299	355	20	Fort Good Hope Dene Community Council	Fort Good Hope	\$10,000
300	356	21	Grandjambe, Jacinta	Fort Good Hope	\$2,183
301	357	22	Green Enterprise Northwest Territories (Doug White)	Norman Wells	\$22,100
302	358	23	Grey Goose Lodge Ltd.	Deline	\$75,000
-	359	24	Grey Goose Lodge Ltd.	Deline	\$6,300
303	360	25	Holistic Counselling and Rehab Services	Norman Wells	\$4,258
304	361	26	J and D Ditchers	Norman Wells	\$17,000
-	362	27	J and D Ditchers	Norman Wells	\$6,380
305	363	28	Kenny, Bruce	Deline	\$5,000
306	364	29	Kenny, Elizabeth	Deline	\$2,731

Program	Category	Primary Sector
Community Economic Development	Community Events	Business Services
Community Economic Development	Develop Infrastructure	Information and Cultural Industries
Community Economic Development	Community Events	Entertainment and Recreation
Community Economic Development	Develop Infrastructure	Business Services
Community Economic Development	Community Events	Film
Community Economic Development	Community Events	Film
Community Economic Development	Access to Business Information	Film

Program	Category	Primary Sector
Entrepreneur Support	Operational Support	Other Services
Entrepreneur Support	COVID19 - Bookkeeping Support	Transportation and Warehousing
Entrepreneur Support	Operational Support	Construction
Business Intelligence and Networking	Business Intelligence and Networking	Public Administration
Business Intelligence and Networking	Business Intelligence and Networking	Arts and Crafts
Micro-Business	Tools, Equipment and Raw Materials	Arts and Crafts
Community Economic Development	Develop Infrastructure	Construction
Entrepreneur Support	Operational Support	Construction
Entrepreneur Support	Operational Support	Transportation and Warehousing
Micro-Business	Tools, Equipment and Raw Materials	Arts and Crafts
Micro-Business	Tools, Equipment and Raw Materials	Traditional Harvesting
Community Economic Development	Community Events	Educational Services
Entrepreneur Support	Asset Acquisition	Construction
Micro-Business	Tools, Equipment and Raw Materials	Arts and Crafts
Entrepreneur Support	Marketing and Product Development	Travel and Tourism
Entrepreneur Support	Asset Acquisition	Construction
Entrepreneur Support	Operational Support	Information and Cultural Industries
Community Economic Development	Develop Infrastructure	Public Administration
Community Economic Development	Community Events	Travel and Tourism
Entrepreneur Support	Start-Up Funding	Public Administration
Business Intelligence and Networking	Business Intelligence and Networking	Arts and Crafts
Entrepreneur Support	Operational Support	Other Services
Strategic Investment	Strategic Investment	Accommodation and Food Services
Entrepreneur Support	COVID19 - Bookkeeping Support	Accommodation and Food Services
Micro-Business	Tools, Equipment and Raw Materials	Health Care and Social Assistance
Entrepreneur Support	Asset Acquisition	Construction
Entrepreneur Support	COVID19 - Bookkeeping Support	Other Services
Micro-Business	Tools, Equipment and Raw Materials	Traditional Harvesting
Micro-Business	Tools, Equipment and Raw Materials	Arts and Crafts

Sahtu					
Unique	Overall	Region	Business Name	Community	Total \$ Disbursed
307	365	30	Kochon, Joey	Colville Lake	\$5,000
308	366	31	Kochon, Wilbert	Colville Lake	\$3,096
309	367	32	Lori Ann Lennie	Tulita	\$5,000
310	368	33	M.Y.B Construction Ltd.	Tulita	\$4,778
-	369	34	M.Y.B Construction Ltd.	Tulita	\$14,000
311	370	35	Manuel, Lawrence	Fort Good Hope	\$5,000
312	371	36	McCoy Enterprises Ltd.	Norman Wells	\$5,000
-	372	37	McCoy Enterprises Ltd.	Norman Wells	\$5,500
313	373	38	McNeely, Debbie	Norman Wells	\$4,000
314	374	39	McNeely, Muriel	Fort Good Hope	\$1,771
315	375	40	McNeely's Mechanical Services	Fort Good Hope	\$5,774
-	376	41	McNeely's Mechanical Services	Fort Good Hope	\$7,500
316	377	42	McPherson, Lee Ann	Tulita	\$5,000
317	378	43	MeckCon Services Ltd.	Deline	\$6,832
-	379	44	MeckCon Services Ltd.	Deline	\$10,178
-	380	45	MeckCon Services Ltd.	Deline	\$7,990
318	381	46	Menacho, Judy (o/a Judy Menacho)	Tulita	\$4,000
319	382	47	Northbound Contractors Ltd.	Colville Lake	\$25,000
320	383	48	Northridge Contracting Ltd.	Norman Wells	\$10,092
321	384	49	Pete Rose's Welding Ltd.	Norman Wells	\$7,500
-	385	50	Pete Rose's Welding Ltd.	Norman Wells	\$21,297
322	386	51	Pierrot's Logistics	Fort Good Hope	\$25,000
323	387	52	Rampart Rentals Ltd.	Norman Wells	\$20,000
324	388	53	Roche, Paulina	Deline	\$4,000
325	389	54	Royal Canadian Legion	Norman Wells	\$7,042
326	390	55	Sahcho Property Developments Ltd	Deline	\$6,300
-	391	56	Sahcho Property Developments Ltd.	Deline	\$18,798
327	392	57	Taneton, Freda	Deline	\$4,651
328	393	58	Taneton, Miles	Deline	\$5,000
329	394	59	Taylor, Cathy	Deline	\$2,620
330	395	60	Techi?q Limited	Déljñę	\$6,400
-	396	61	Techi?q Limited	Deline	\$23,600
331	397	62	Tobac, Cecilia	Fort Good Hope	\$959
-	398	63	Tobac, Cecilia	Norman Wells	\$2,524
332	399	64	Town of Norman Wells	Norman Wells	\$25,000
333	400	65	Tulita Dene Band	Tulita	\$19,200
334	401	66	Tutcho, Camilla	Deline	\$5,000
335	402	67	Tutcho, Marlene	Deline	\$2,073
336	403	68	Tutcho, Tina	Deline	\$4,000
337	404	69	Vinzele Cleaning Services	Norman Wells	\$2,680
338	405	70	Willow Crescent Quilting	Norman Wells	\$4,869
-	406	71	Willow Crescent Quilting	Norman Wells	\$2,612
-	407	72	Willow Crescent Quilting	Norman Wells	\$4,000
339	408	73	Wright-Bird, Judith (o/a Wright's Convenience Store)	Tulita	\$25,000

	Program	Category	Primary Sector
	Micro-Business	Tools, Equipment and Raw Materials	Traditional Harvesting
	Micro-Business	Tools, Equipment and Raw Materials	Traditional Harvesting
	Micro-Business	Tools, Equipment and Raw Materials	Arts and Crafts
	Entrepreneur Support	Marketing and Product Development	Construction
	Entrepreneur Support	Operational Support	Construction
	Micro-Business	Tools, Equipment and Raw Materials	Traditional Harvesting
	Entrepreneur Support	COVID19 - Operational Support	Other Services
	Entrepreneur Support	COVID19 - Operational Support	Other Services
	Micro-Business	Tools, Equipment and Raw Materials	Arts and Crafts
	Micro-Business	Tools, Equipment and Raw Materials	Arts and Crafts
	Entrepreneur Support	Asset Acquisition	Construction
	Entrepreneur Support	COVID19 - Bookkeeping Support	Other Services
	Micro-Business	Tools, Equipment and Raw Materials	Arts and Crafts
	Entrepreneur Support	Asset Acquisition	Other Services
	Entrepreneur Support	Asset Acquisition	Construction
	Entrepreneur Support	Asset Acquisition	Construction
	Micro-Business	Tools, Equipment and Raw Materials	Arts and Crafts
	Entrepreneur Support	Asset Acquisition	Construction
	Entrepreneur Support	Marketing and Product Development	Construction
	Entrepreneur Support	COVID19 - Bookkeeping Support	Other Services
	Entrepreneur Support	Marketing and Product Development	Other Services
	Entrepreneur Support	Asset Acquisition	Construction
	Entrepreneur Support	Asset Acquisition	Other Services
	Micro-Business	Tools, Equipment and Raw Materials	Arts and Crafts
	Entrepreneur Support	COVID19 - Operational Support	Other Services
	Entrepreneur Support	COVID19 - Bookkeeping Support	Management of Companies and Enterprises
	Entrepreneur Support	Asset Acquisition	Real Estate and Rental and Leasing
	Micro-Business	Tools, Equipment and Raw Materials	Arts and Crafts
	Micro-Business	Tools, Equipment and Raw Materials	Traditional Harvesting
	Micro-Business	Tools, Equipment and Raw Materials	Arts and Crafts
	Entrepreneur Support	COVID19 - Bookkeeping Support	Business Services
	Entrepreneur Support	Operational Support	Business Services
	Micro-Business	Tools, Equipment and Raw Materials	Arts and Crafts
	Micro-Business	Tools, Equipment and Raw Materials	Arts and Crafts
	Community Economic Development	Plans and Planning	Public Administration
	Entrepreneur Support	Start-Up Funding	Other Services
	Micro-Business	Tools, Equipment and Raw Materials	Arts and Crafts
	Business Intelligence and Networking	Business Intelligence and Networking	Arts and Crafts
	Micro-Business	Tools, Equipment and Raw Materials	Arts and Crafts
	Entrepreneur Support	Asset Acquisition	Other Services
	Micro-Business	Tools, Equipment and Raw Materials	Arts and Crafts
	Business Intelligence and Networking	Business Intelligence and Networking	Arts and Crafts
	Business Intelligence and Networking	Business Intelligence and Networking	Arts and Crafts
	Entrepreneur Support	Operational Support	Retail Trade

Sahtu					
Unique	Overall	Region	Business Name	Community	Total \$ Disbursed
340	409	74	Yamouri Inn Ltd.	Norman Wells	\$12,500
341	410	75	Yukon, Bernadette	Deline	\$2,500
342	411	76	Yukon, Christopher (Chris)	Deline	\$5,000
343	412	77	Yukon, Cyre	Deline	\$4,880
					\$835,284

South Slave					
Unique	Overall	Region	Business Name	Community	Total \$ Disbursed
344	413	1	2082966 Alberta Ltd. (o/a It's 4:20 Somewhere)	Hay River	\$2,160
345	414	2	4947 NWT Ltd. (o/a Fort Smith Metis Council)	Fort Smith	\$7,500
346	415	3	506511 NWT Inc. (o/a Sundog Maintenance Services)	Fort Smith	\$1,607
347	416	4	507067 NWT Ltd. (o/a Great Canadian Dollar Store)	Hay River	\$2,160
348	417	5	507509 NWT Ltd. (o/a Mackenzie Cabins)	Fort Providence	\$25,000
349	418	6	507618 NWT Ltd. (o/a Dimension Consulting)	Hay River	\$3,600
350	419	7	5366 NWT Ltd. (o/a Lou's Small Engine (2003))	Fort Smith	\$7,500
351	420	8	5925 NWT Ltd. o/a Hay River Suites	Hay River	\$7,500
352	421	9	6291 NWT Ltd. o/a Borderline Contracting Ltd.	Fort Smith	\$7,500
353	422	10	6385 NWT Ltd. (Choice North Farms)	Hay River	\$7,500
354	423	11	862116 NWT Ltd.	Fort Smith	\$2,250
355	424	12	994481 NWT Ltd. (o/a Fort Smith Metis Council)	Fort Smith	\$7,500
356	425	13	Amundson, Thor (o/a Fruitful Grow NWT Ltd.)	Fort Smith	\$4,813
357	426	14	Andrews, Ryan	Hay River	\$21,521
-	427	15	Andrews, Ryan	Hay River	\$5,000
358	428	16	Andy's Auto Services Ltd.	Hay River	\$3,600
359	429	17	Aurora Heat Inc.	Fort Smith	\$3,750
-	430	18	Aurora Heat Inc.	Fort Smith	\$1,241
360	431	19	Beck, Kim	Fort Resolution	\$4,800
361	432	20	Benoit, Mark (o/a Benoit's Farms)	Hay River	\$3,500
362	433	21	Benoit, Mark (o/a Paradise Pets)	Hay River	\$4,387
363	434	22	Benoit, Mila (o/a Northern Escape)	Hay River	\$16,160
364	435	23	Big River Service Centre LLP	Fort Providence	\$7,500
365	436	24	Blades Construction Ltd.	Fort Smith	\$5,625
366	437	25	Blazes Trucking	Fort Resolution	\$7,200
367	438	26	Blyth and Bathe Inc.	Fort Smith	\$3,150
368	439	27	Boden Farms Inc.	Hay River	\$6,638
369	440	28	Bouchard Holdings Ltd.	Fort Smith	\$2,700
370	441	29	Bourke, Beatrice (o/a Bizzy Bea's Boutique)	Fort Smith	\$1,313
371	442	30	Bourke, Maxine	Hay River	\$2,900
372	443	31	Brave Adventures Ltd.	Hay River	\$7,500
373	444	32	Buckley, Bert	Hay River	\$6,300
374	445	33	Cameron's Mobile Mechanic Service (CMMS)	Fort Providence	\$2,880
375	446	34	Canada North Agencies Ltd.	Fort Smith	\$3,150

Program	Category	Primary Sector
Entrepreneur Support	COVID19 - Operational Support	Accommodation and Food Services
Micro-Business	Tools, Equipment and Raw Materials	Arts and Crafts
Micro-Business	Tools, Equipment and Raw Materials	Traditional Harvesting
Micro-Business	Tools, Equipment and Raw Materials	Traditional Harvesting

Program	Category	Primary Sector
Entrepreneur Support	COVID19 - Bookkeeping Support	Retail Trade
Entrepreneur Support	COVID19 - Bookkeeping Support	Forestry and Logging
Entrepreneur Support	COVID19 - Bookkeeping Support	Construction
Entrepreneur Support	COVID19 - Bookkeeping Support	Retail Trade
Entrepreneur Support	Start-Up Funding	Travel and Tourism
Entrepreneur Support	COVID19 - Bookkeeping Support	Construction
Entrepreneur Support	COVID19 - Bookkeeping Support	Retail Trade
Entrepreneur Support	COVID19 - Bookkeeping Support	Accommodation and Food Services
Entrepreneur Support	COVID19 - Bookkeeping Support	Construction
Entrepreneur Support	COVID19 - Bookkeeping Support	Agriculture
Entrepreneur Support	COVID19 - Bookkeeping Support	Accommodation and Food Services
Entrepreneur Support	COVID19 - Bookkeeping Support	Professional, Scientific and Technical Services
Micro-Business	Other Self-Employment	Agriculture
Entrepreneur Support	Asset Acquisition	Fisheries
Sector Support	Capital Expansion Incentive	Fisheries
Entrepreneur Support	COVID19 - Bookkeeping Support	Business Services
Entrepreneur Support	COVID19 - Bookkeeping Support	Manufacturing
Business Intelligence and Networking	Business Intelligence and Networking	Manufacturing
Micro-Business	Tools, Equipment and Raw Materials	Arts and Crafts
Entrepreneur Support	Operational Support	Retail Trade
Entrepreneur Support	Marketing and Product Development	Retail Trade
Entrepreneur Support	Asset Acquisition	Educational Services
Entrepreneur Support	COVID19 - Bookkeeping Support	Retail Trade
Entrepreneur Support	COVID19 - Bookkeeping Support	Construction
Entrepreneur Support	COVID19 - Bookkeeping Support	Construction
Entrepreneur Support	COVID19 - Bookkeeping Support	Business Services
Entrepreneur Support	COVID19 - Bookkeeping Support	Transportation and Warehousing
Entrepreneur Support	COVID19 - Bookkeeping Support	Transportation and Warehousing
Entrepreneur Support	Start-Up Funding	Retail Trade
Micro-Business	Tools, Equipment and Raw Materials	Arts and Crafts
Entrepreneur Support	COVID19 - Bookkeeping Support	Transportation and Warehousing
Entrepreneur Support	Asset Acquisition	Fisheries
Entrepreneur Support	COVID19 - Bookkeeping Support	Professional, Scientific and Technical Services
Entrepreneur Support	COVID19 - Bookkeeping Support	Real Estate and Rental and Leasing

South Slave					
Unique	Overall	Region	Business Name	Community	Total \$ Disbursed
376	447	35	Carter Air Service (o/a Nonacho Lake Fishing Camp)	Hay River	\$3,895
377	448	36	Chicot, Christopher	Kakisa Lake	\$1,360
378	449	37	CPOW Productions Ltd.	Fort Smith	\$4,708
-	450	38	CPOW Productions Ltd.	Fort Smith	\$6,750
379	451	39	Daniels, Melissa (o/a Sear Fun)	Fort Smith	\$1,182
380	452	40	Darrell's Welding Ltd.	Hay River	\$13,244
-	453	41	Darrell's Welding Ltd.	Hay River	\$7,500
381	454	42	Deh Gah Got'ie First Nations	Fort Providence	\$10,000
382	455	43	DEZRON INC.	Fort Smith	\$7,500
383	456	44	Digaa Enterprises Ltd.	Fort Providence	\$7,500
384	457	45	Dirty O'Fergie's Ltd.	Fort Smith	\$2,835
385	458	46	Doherty, Jody R. (o/a Stick Built Construction)	Fort Smith	\$5,625
386	459	47	DuCar Manufacturing Ltd.	Hay River	\$2,530
387	460	48	Duong, Thi Ha	Hay River	\$2,662
388	461	49	Fabian, Georgina	Hay River Reserve	\$960
-	462	50	Fabian, Georgina	Hay River Reserve	\$2,552
389	463	51	Fabien, Frank Angus	Fort Resolution	\$4,487
390	464	52	Flamand, Paul	Enterprise	\$10,406
391	465	53	Fort Resolution Dog Musher's Association	Fort Resolution	\$6,015
392	466	54	Fort Smith Construction NT Ltd.	Fort Smith	\$6,750
393	467	55	Fort Smith Ski Club	Fort Smith	\$4,410
394	468	56	Freund, Brandon M.T. (o/a Hayze Electric)	Fort Smith	\$3,600
395	469	57	Gargan, Tia	Fort Providence	\$2,452
396	470	58	Gateway Gas & Convenience Store Inc.	Enterprise	\$7,500
397	471	59	Gervais, Anna (o/a Northern Hound Supply)	Fort Smith	\$7,500
-	472	60	Gervais, Anna (o/a Northern Hound Supply)	Fort Smith	\$3,600
398	473	61	GFB Ventures Ltd. (o/a North Country Inn)	Hay River	\$2,100
399	474	62	Glaicar, April (o/a April Glaicar Studios)	Hay River	\$5,000
400	475	63	Green, Helen (o/a Greenwood Gardens)	Hay River	\$7,500
401	476	64	Greenway Holdings Ltd.	Hay River	\$7,500
402	477	65	Hamlet of Enterprise	Enterprise	\$15,000
403	478	66	Hart, Barbara	Enterprise	\$4,400
404	479	67	Hay River Campground Christmas	Hay River	\$3,521
405	480	68	Hay River Metis Development Corporation	Hay River	\$4,842
406	481	69	Hiebert, Terrence o/a Wild Spirit Contracting	Hay River	\$3,780
407	482	70	Kát'l'odeeche First Nation	Hay River Reserve	\$15,000
-	483	71	Kát'l'odeeche First Nation	Hay River Reserve	\$15,000
408	484	72	L & A Aviation Ltd. (o/a Landa Aviation)	Hay River	\$7,500
409	485	73	Labine, Michel	Fort Smith	\$19,547
-	486	74	Labine, Michel	Fort Smith	\$1,481
410	487	75	Lafferty, Douglas	Fort Resolution	\$1,560
411	488	76	Landry, Elaine	Fort Providence	\$593
412	489	77	Landry, Loretta (o/a Nina & Associates)	Fort Providence	\$2,250

	Program	Category	Primary Sector
	Entrepreneur Support	COVID19 - Bookkeeping Support	Travel and Tourism
	Entrepreneur Support	Asset Acquisition	Fisheries
	Entrepreneur Support	Asset Acquisition	Professional, Scientific and Technical Services
	Entrepreneur Support	COVID19 - Bookkeeping Support	Construction
	Business Intelligence and Networking	Business Intelligence and Networking	Arts and Crafts
	Entrepreneur Support	Marketing and Product Development	Travel and Tourism
	Entrepreneur Support	COVID19 - Bookkeeping Support	Travel and Tourism
	Community Economic Development	Community Events	Travel and Tourism
	Entrepreneur Support	COVID19 - Bookkeeping Support	Real Estate and Rental and Leasing
	Entrepreneur Support	COVID19 - Bookkeeping Support	Construction
	Entrepreneur Support	COVID19 - Bookkeeping Support	Accommodation and Food Services
	Entrepreneur Support	COVID19 - Bookkeeping Support	Construction
	Entrepreneur Support	COVID19 - Bookkeeping Support	Manufacturing
	Entrepreneur Support	COVID19 - Shutdown Loss Offset	Other Services
	Micro-Business	Tools, Equipment and Raw Materials	Arts and Crafts
	Micro-Business	Tools, Equipment and Raw Materials	Arts and Crafts
	Micro-Business	Tools, Equipment and Raw Materials	Arts and Crafts
	Entrepreneur Support	Start-Up Funding	Construction
	Community Economic Development	Community Events	Travel and Tourism
	Entrepreneur Support	COVID19 - Bookkeeping Support	Construction
	Community Economic Development	Community Events	Travel and Tourism
	Entrepreneur Support	COVID19 - Bookkeeping Support	Professional, Scientific and Technical Services
	Micro-Business	Tools, Equipment and Raw Materials	Arts and Crafts
	Entrepreneur Support	COVID19 - Bookkeeping Support	Retail Trade
	Entrepreneur Support	Operational Support	Retail Trade
	Entrepreneur Support	COVID19 - Bookkeeping Support	Retail Trade
	Entrepreneur Support	Operational Support	Accommodation and Food Services
	Micro-Business	Tools, Equipment and Raw Materials	Arts and Crafts
	Entrepreneur Support	COVID19 - Bookkeeping Support	Agriculture
	Entrepreneur Support	COVID19 - Bookkeeping Support	Accommodation and Food Services
	Community Economic Development	Plans and Planning	Other Services
	Micro-Business	Tools, Equipment and Raw Materials	Arts and Crafts
	Community Economic Development	Community Events	Travel and Tourism
	Entrepreneur Support	COVID19 - Bookkeeping Support	Business Services
	Entrepreneur Support	COVID19 - Bookkeeping Support	Construction
	Community Economic Development	Community Events	Travel and Tourism
	Community Economic Development	Community Events	Entertainment and Recreation
	Entrepreneur Support	COVID19 - Bookkeeping Support	Transportation and Warehousing
	Entrepreneur Support	Asset Acquisition	Arts and Crafts
	Business Intelligence and Networking	Business Intelligence and Networking	Arts and Crafts
	Micro-Business	Tools, Equipment and Raw Materials	Arts and Crafts
	Business Intelligence and Networking	Business Intelligence and Networking	Arts and Crafts
	Entrepreneur Support	COVID19 - Bookkeeping Support	Business Services

South Slave

Unique	Overall	Region	Business Name	Community	Total \$ Disbursed
413	490	78	Laye, Trisha	Hay River	\$1,500
414	491	79	Le Couter, Peter o/a Advance Electric Ltd.	Hay River	\$7,500
415	492	80	Linnington, Jamie	Hay River	\$10,000
416	493	81	M & R Grocery Incorporated	Fort Providence	\$2,916
417	494	82	Maher's Plumbing and Heating Ltd.	Hay River	\$5,794
-	495	83	Maher's Plumbing and Heating Ltd.	Hay River	\$2,700
418	496	84	Maisonneuve, Marie Francoise Lyne	Hay River	\$5,949
419	497	85	Marshall, Marilyn	Hay River	\$3,020
420	498	86	Martselos Services Ltd.	Fort Smith	\$7,500
421	499	87	Maskwa Engineering Ltd.	Hay River	\$7,500
422	500	88	McDonald, Jonathan (o/a JC's Auto Detailing)	Fort Smith	\$5,000
423	501	89	McKay, Henry	Fort Resolution	\$5,000
424	502	90	McLeod, Scotty (o/a Steadyflow Plumbing Services)	Fort Providence	\$25,000
-	503	91	McLeod, Scotty (o/a Steadyflow Plumbing Services)	Fort Providence	\$1,800
425	504	92	Melnyk, Natalie (o/a Ink and Iron Hair Design)	Fort Smith	\$3,386
426	505	93	Menicoche, Karalyn & Sittichinli, Lawrence	Fort Providence	\$5,000
427	506	94	Morgan's Mechanical Ltd.	Hay River	\$5,844
428	507	95	Mouse, Catherine	Hay River	\$1,400
429	508	96	Noda Enterprises Ltd.	Kakisa Lake	\$6,866
430	509	97	Northern Life Museum	Fort Smith	\$20,958
431	510	98	Northern Loco Inc.	Fort Providence	\$7,500
432	511	99	Northern Medical Travel (NMT)	Fort Providence	\$4,800
433	512	100	Northwestern Air Lease Ltd.	Fort Smith	\$7,500
434	513	101	Nowdlak, Grace-Ann	Fort Smith	\$3,920
435	514	102	NSIXTY Trading Company Ltd.	Fort Smith	\$2,250
-	515	103	NSIXTY Trading Company Ltd.	Fort Smith	\$6,160
436	516	104	NU Mechanical Inc.	Fort Smith	\$7,500
437	517	105	NWT Kayak Association	Fort Smith	\$10,000
438	518	106	Patterson, Ryan & Froese Farrah o/a Raine Trucking	Hay River	\$6,093
439	519	107	Paul's Plumbing & Heating Ltd.	Enterprise	\$2,250
440	520	108	Pelican Rapids Developments Ltd.	Fort Smith	\$7,500
441	521	109	Polar Pond Hockey Association	Hay River	\$15,000
442	522	110	Ragged Range Inc.	Fort Smith	\$3,150
443	523	111	Richardson, Duncan (o/a Duncan Richardson Fisheries)	Hay River	\$6,000
444	524	112	Roots and Ruminants Inc.	Fort Smith	\$2,700
445	525	113	Rotary Club of Hay River Sunrise	Hay River	\$13,351
446	526	114	Sabourin, Angie	Hay River Reserve	\$2,115
447	527	115	Sabourin, Peter	Hay River Reserve	\$8,703
448	528	116	Simmons, Gail Dianne	Fort Smith	\$818
449	529	117	Sinclair, Lillian	Fort Resolution	\$5,000
450	530	118	SK Contracting Ltd.	Fort Smith	\$7,500
451	531	119	Squirrel, Thelma	Fort Providence	\$2,242


	Program	Category	Primary Sector
	Micro-Business	Other Self-Employment	Arts and Crafts
	Entrepreneur Support	COVID19 - Bookkeeping Support	Professional, Scientific and Technical Services
	Sector Support	Capital Expansion Incentive	Fisheries
	Entrepreneur Support	COVID19 - Bookkeeping Support	Retail Trade
	Entrepreneur Support	Marketing and Product Development	Construction
	Entrepreneur Support	COVID19 - Bookkeeping Support	Construction
	Entrepreneur Support	Start-Up Funding	Health Care and Social Assistance
	Micro-Business	Tools, Equipment and Raw Materials	Other Services
	Entrepreneur Support	COVID19 - Bookkeeping Support	Accommodation and Food Services
	Entrepreneur Support	COVID19 - Bookkeeping Support	Professional, Scientific and Technical Services
	Micro-Business	Other Self-Employment	Other Services
	Micro-Business	Tools, Equipment and Raw Materials	Traditional Harvesting
	Entrepreneur Support	Asset Acquisition	Construction
	Entrepreneur Support	COVID19 - Bookkeeping Support	Professional, Scientific and Technical Services
	Entrepreneur Support	COVID19 - Bookkeeping Support	Professional, Scientific and Technical Services
	Entrepreneur Support	Start-Up Funding	Accommodation and Food Services
	Entrepreneur Support	COVID19 - Bookkeeping Support	Professional, Scientific and Technical Services
	Micro-Business	Tools, Equipment and Raw Materials	Arts and Crafts
	Entrepreneur Support	COVID19 - Bookkeeping Support	Accommodation and Food Services
	Community Economic Development	Community Events	Arts and Crafts
	Entrepreneur Support	COVID19 - Bookkeeping Support	Information and Cultural Industries
	Entrepreneur Support	COVID19 - Bookkeeping Support	Transportation and Warehousing
	Entrepreneur Support	COVID19 - Bookkeeping Support	Transportation and Warehousing
	Micro-Business	Other Self-Employment	Arts and Crafts
	Entrepreneur Support	COVID19 - Bookkeeping Support	Retail Trade
	Entrepreneur Support	Marketing and Product Development	Retail Trade
	Entrepreneur Support	COVID19 - Bookkeeping Support	Professional, Scientific and Technical Services
	Community Economic Development	Community Events	Travel and Tourism
	Entrepreneur Support	COVID19 - Bookkeeping Support	Construction
	Entrepreneur Support	COVID19 - Bookkeeping Support	Construction
	Entrepreneur Support	COVID19 - Bookkeeping Support	Accommodation and Food Services
	Community Economic Development	Community Events	Travel and Tourism
	Entrepreneur Support	COVID19 - Bookkeeping Support	Professional, Scientific and Technical Services
	Entrepreneur Support	Operational Support	Fisheries
	Entrepreneur Support	COVID19 - Bookkeeping Support	Agriculture
	Community Economic Development	Community Events	Entertainment and Recreation
	Micro-Business	Tools, Equipment and Raw Materials	Arts and Crafts
	Entrepreneur Support	Asset Acquisition	Fisheries
	Micro-Business	Tools, Equipment and Raw Materials	Arts and Crafts
	Micro-Business	Tools, Equipment and Raw Materials	Arts and Crafts
	Entrepreneur Support	COVID19 - Bookkeeping Support	Construction
	Micro-Business	Tools, Equipment and Raw Materials	Arts and Crafts

South Slave

Unique	Overall	Region	Business Name	Community	Total \$ Disbursed
452	532	120	Sunrise Cabinets & Millwork Ltd.	Enterprise	\$25,000
-	533	121	Sunrise Cabinets & Millwork Ltd.	Enterprise	\$7,500
453	534	122	Tambour, Aaron	Hay River	\$1,190
-	535	123	Tambour, Aaron	Hay River	\$2,641
454	536	124	Tambour, Henry	Hay River Reserve	\$5,395
455	537	125	Territorial Quick Print Inc.	Hay River	\$7,500
456	538	126	Thebacha Sled Dog Association	Fort Smith	\$4,900
457	539	127	Thom, Bradley (o/a Green Tree Recycling & Holdings)	Fort Providence	\$1,080
458	540	128	Town of Fort Smith	Fort Smith	\$24,850
-	541	129	Town of Fort Smith	Fort Smith	\$2,944
459	542	130	Trade Show Direct	Hay River	\$1,170
460	543	131	Venne, Tod (o/a EF Repairs & Renovations)	Hay River	\$6,750
461	544	132	West Point First Nation	Hay River	\$6,919
462	545	133	Yuhas, Denise (o/a Shear Fun Ltd.)	Fort Smith	\$1,800

\$827,825**\$4,218,054****Year-End Adjustments (11,635)****\$4,206,419**

	Program	Category	Primary Sector
	Entrepreneur Support	Operational Support	Construction
	Entrepreneur Support	COVID19 - Bookkeeping Support	Manufacturing
	Micro-Business	Tools, Equipment and Raw Materials	Arts and Crafts
	Micro-Business	Tools, Equipment and Raw Materials	Arts and Crafts
	Entrepreneur Support	Asset Acquisition	Forestry and Logging
	Entrepreneur Support	COVID19 - Bookkeeping Support	Retail Trade
	Community Economic Development	Community Events	Travel and Tourism
	Entrepreneur Support	COVID19 - Bookkeeping Support	Other Services
	Community Economic Development	Community Events	Public Administration
	Business Intelligence and Networking	Business Intelligence and Networking	Travel and Tourism
	Entrepreneur Support	COVID19 - Bookkeeping Support	Business Services
	Entrepreneur Support	COVID19 - Bookkeeping Support	Construction
	Community Economic Development	Develop Infrastructure	Travel and Tourism
	Entrepreneur Support	COVID19 - Bookkeeping Support	Professional, Scientific and Technical Services





www.iti.gov.nt.ca

